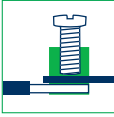


Feed-through terminals RK | Protective earth terminals SL

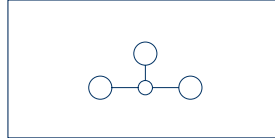

Screw connection system



- Foot can be snapped on TS 15 and TS 35 DIN rails
- Housing made from polyamide 6.6 UL 94-V2

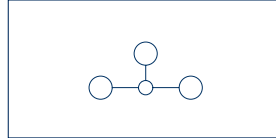

Connection diagram

SRK 2.5/15



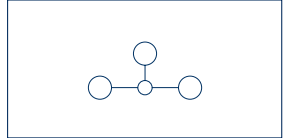

Feed-through terminal
2 connections

RK 1.5-4/15



Feed-through terminal
2 connections

RK 1.5-4/15 STB



Feed-through terminal
2 connections

Connection type

Size (L x W x H) mm with TS 15 mm

Size (L x W x H) mm with TS 32 mm

Size (L x W x H) mm with TS 35 x 7.5 mm

Type

Type/colour

Cat. no.

Type/colour

Cat. no.

Type/colour

Cat. no.

Type/colour

Cat. no.

Colours available

Rated specifications acc. to

Rated voltage, V

Rated current, A

Rated wire cross-section, mm² | AWG

Rated impulse voltage, kV | Contamination degree

Plug gauge acc. to EN 60 947-1 | Flamm. class acc. to UL 94

Connection data

Single wire (solid) / Stranded mm²

Stranded/stranded (w/ferrules acc. to DIN 46 228/1) mm²

Contact wire range, mm²

Stripping length, mm

Torque, Nm | Screw

Special connection, mm

Features

Material of insulated housing | Temperature range

Number of cross-connection channels | Test pick-off

Accessories

End plate AP

Cat. no.

Partition plate TW

Cat. no.

Insulation plate TRS

Cat. no.

Cross-connector Q

Cat. no.

Cross-connector Q

Cat. no.

Cross-connector Q

Cat. no.

End stop ES

Cat. no.

Test plug PS

Cat. no.

Screwdriver SDB

Cat. no.

Quick marking PMC SB

Cat. no.

Screw connection

26 x 5 x 29.5

Qty.

SRK 2.5/15 BG

1035.2 100

SRK 2.5/15 BU

1035.5 100

② ⑤ ③ ① ④ ⑦ ⑧ ⑨

IEC UL CSA

500 300 300

24 15 20

2.5 | 22-14

6 | 3

A3 | V2

0.2-4 | -

0.2-4 | 0.2-2.5

0.2-4

7

0.4-0.8 | Slotted M 2.5

PA 6.6 | -40 to +105°C

1 | -

Page Qty.

AP 2.5/15 BG

2427.2 278 50

TW 2.5/15 BG

2428.2 316 50

Q 2

2422.0 288 50

Q 3

2423.0 288 50

Q 4

2424.0 288 20

Q 10

2425.0 288 10

ES 15 BG

2074.2 275 50

SDB 0,5x3,0

1085.0 422 1

PMC SB 5/50 WH

4600.7 339 500

Screw connection

27 x 6 x 34.5

Qty.

RK 1.5-4/15 BG

1010.2 100

RK 1.5-4/15 BU

1010.5 100

② ⑤ ③ ① ④ ⑦ ⑧ ⑨

IEC UL CSA

500 300 300

32 30 40

4 | 22-10

6 | 3

A4 | V2

0.2-4 | -

0.2-4 | 0.2-4

0.2-4

9

0.5-1.0 | Slotted M 3

PA 6.6 | -40 to +105°C

1 | -

Page Qty.

AP 1.5-4 BG

2738.2 278 50

TW 1.5-4 BG

2071.2 316 50

TRS 3 BG

2566.2 316 100

Q 2

2087.0 289 20

Q 3

2088.0 289 20

Q 4

2089.0 288 10

Q 10

2090.0 289 10

ES 15 BG

2074.2 275 50

SDB 0,6x35

1086.0 422 1

PMC SB 6/50 WH

4702.7 340 500

Screw connection

27 x 6 x 34.5

Qty.

RK 1.5-4/15 STB BG

1013.2 100

RK 1.5-4/15 STB BU

1013.5 100

② ⑤

IEC UL CSA

500 300 300

32 30 40

4 | 22-10

6 | 3

A4 | V2

0.2-4 | -

0.2-4 | 0.2-4

0.2-4

9

0.5-1.0 | STB M 3

PS 2,3

PA 6.6 | -40 to +105°C

1 | 2

Page Qty.

AP 1.5-4 BG

2738.2 278 50

TW 1.5-4 BG

2071.2 316 50

TRS 3 BG

2566.2 316 100

Q 2

2087.0 289 20

Q 3

2088.0 289 20

Q 4

2089.0 288 10

Q 10

2090.0 289 10

ES 15 BG

2074.2 275 50

PS 2,3

2007.0 317 20

SDB 0,6x35

1086.0 422 1

PMC SB 6/50 WH

4702.7 340 500