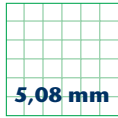
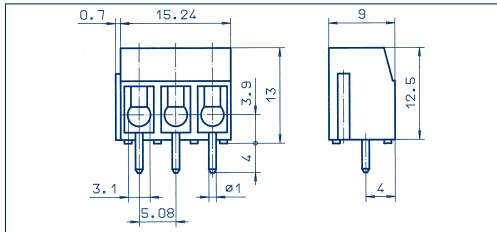



Terminals

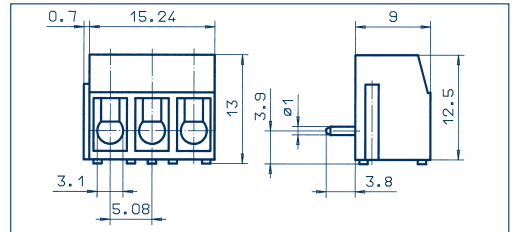



5,08 mm

PK 120/... /5,08-V vertical



PK 120/... /5,08-H horizontal



Drawings

Connection principle

Dimensions

Spacing mm	5,08
Insulation stripping length mm	7,00
PCB hole diameter mm	1,30

Connection data

Single wire (solid) mm ²	2,50
Stranded wire (flexible) mm ²	1,50
Stranded wire (with ferrules) mm ²	1,50

Rating

Rated voltage V	300 V	250 V
Rated current A	15 A	24 A (T60)
Cross section max. AWG/mm ²	22-14	2,50
Rated surge voltage	–	2,00 kV
Rated torque/Screw size	–	0,50 Nm/M3
Contamination degree	–	–

Materials

Insulating material/Flammability class	PA 6.6 V0 / UL 94 V0
Temperature Range	-30°C / +105°C
Clamping part	CuZn
Clamping cage/Eccentric	–
Contact pin	–
Cage tension spring	–
Wire protection	stainless steel
Soldering lug	–
Contact Spring	–

Order information

Standard colour(s)
(further colours on request, see page 5)

Wire-protection

Spacing mm	5,08
Insulation stripping length mm	7,00
PCB hole diameter mm	1,30
Single wire (solid) mm ²	2,50
Stranded wire (flexible) mm ²	1,50
Stranded wire (with ferrules) mm ²	1,50

Rated voltage V	300 V	250 V
Rated current A	15 A	24 A (T60)
Cross section max. AWG/mm ²	22-14	2,50
Rated surge voltage	–	2,00 kV
Rated torque/Screw size	–	0,50 Nm/M3
Contamination degree	–	–

Insulating material/Flammability class	PA 6.6 V0 / UL 94 V0
Temperature Range	-30°C / +105°C
Clamping part	CuZn
Clamping cage/Eccentric	–
Contact pin	–
Cage tension spring	–
Wire protection	stainless steel
Soldering lug	–
Contact Spring	–

Order information

No. of poles Cat.-No. Qty.p.pck.

	No. of poles	Cat.-No.		Qty.p.pck.
		● green (Ral 6018)	● dark grey (Ral 7016)	
	2	10121.1	10121.4	50
	3	10122.1	10122.4	50
	4	10123.1	10123.4	50
	5	10124.1	10124.4	50
	6	10125.1	10125.4	50
	7	10126.1	10126.4	50
	8	10127.1	10127.4	50
	9	10128.1	10128.4	50
	10	10129.1	10129.4	50
	11	10130.1	10130.4	50
	12	10131.1	10131.4	50
	13	12409.1	12409.4	50
	14	12410.1	12410.4	50
	15	12411.1	12411.4	50
	16	12412.1	12412.4	50
	17	12413.1	12413.4	50
	18	12414.1	12414.4	50
	19	12415.1	12415.4	50
	20	12416.1	12416.4	50
	21	12417.1	12417.4	50
	22	12418.1	12418.4	50
	23	12419.1	12419.4	50
	24	12420.1	12420.4	50

Wire-protection

Spacing mm	5,08
Insulation stripping length mm	6,00
PCB hole diameter mm	1,30
Single wire (solid) mm ²	2,50
Stranded wire (flexible) mm ²	1,50
Stranded wire (with ferrules) mm ²	1,50

Rated voltage V	300 V	250 V
Rated current A	15 A	24 A (T60)
Cross section max. AWG/mm ²	22-14	2,50
Rated surge voltage	–	2,00 kV
Rated torque/Screw size	–	0,50 Nm/M3
Contamination degree	–	–

Insulating material/Flammability class	PA 6.6 V0 / UL 94 V0
Temperature Range	-30°C / +105°C
Clamping part	CuZn
Clamping cage/Eccentric	–
Contact pin	–
Cage tension spring	–
Wire protection	stainless steel
Soldering lug	–
Contact Spring	–

Order information

No. of poles Cat.-No. Qty.p.pck.

	No. of poles	Cat.-No.		Qty.p.pck.
		● green (Ral 6018)	● dark grey (Ral 7016)	
	2	10132.1	10132.4	50
	3	10133.1	10133.4	50
	4	10134.1	10134.4	50
	5	10135.1	10135.4	50
	6	10136.1	10136.4	50
	7	10137.1	10137.4	50
	8	10138.1	10138.4	50
	9	10139.1	10139.4	50
	10	10140.1	10140.4	50
	11	10141.1	10141.4	50
	12	10142.1	10142.4	50
	13	12481.1	12481.4	50
	14	12482.1	12482.4	50
	15	12483.1	12483.4	50
	16	12484.1	12484.4	50
	17	12485.1	12485.4	50
	18	12486.1	12486.4	50
	19	12487.1	12487.4	50
	20	12488.1	12488.4	50
	21	12489.1	12489.4	50
	22	12490.1	12490.4	50
	23	12491.1	12491.4	50
	24	12492.1	12492.4	50

Accessories

Marking

Page 126 - 129

Page 126 - 129