



Terminals



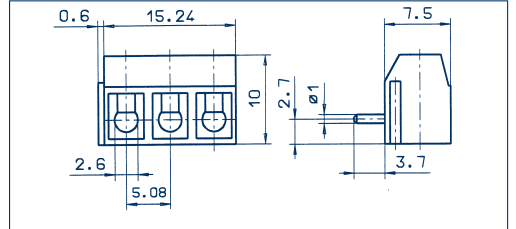
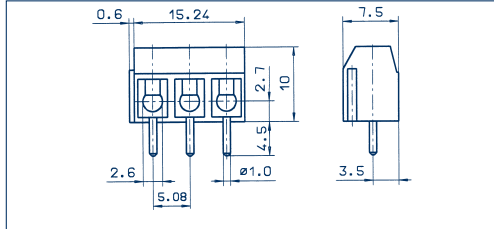
PK 500/... /5,08-V vertical



PK 500/... /5,08-H horizontal



Drawings



Connection principle

Dimensions

Spacing mm	5,08
Insulation stripping length mm	6,00
PCB hole diameter mm	1,30

Connection data

Single wire (solid) mm ²	1,50
Stranded wire (flexible) mm ²	1,00
Stranded wire (with ferrules) mm ²	0,75

Rating

	300 V	250 V
Rated voltage V	300 V	250 V
Rated current A	15 A	17,50 A (T60)
Cross section max. AWG/mm ²	22-14	1,50
Rated surge voltage	–	2,00 kV
Rated torque/Screw size	–	0,40 Nm/M2,6
Contamination degree	–	–

Materials

Insulating material/Flammability class	PA 6.6 V0 / UL 94 V0
Temperature Range	-30°C / +105°C
Clamping part	CuZn
Clamping cage/Eccentric	–
Contact pin	–
Cage tension spring	–
Wire protection	stainless steel
Soldering lug	–
Contact Spring	–

Order information

Standard colour(s)
(further colours on request, see page 5)

Wire-protection

Spacing mm	5,08
Insulation stripping length mm	6,00
PCB hole diameter mm	1,30

Rating

	300 V	250 V
Rated voltage V	300 V	250 V
Rated current A	15 A	17,50 A (T60)
Cross section max. AWG/mm ²	22-14	1,50
Rated surge voltage	–	2,00 kV
Rated torque/Screw size	–	0,40 Nm/M2,6
Contamination degree	–	–

Materials

Insulating material/Flammability class	PA 6.6 V0 / UL 94 V0
Temperature Range	-30°C / +105°C
Clamping part	CuZn
Clamping cage/Eccentric	–
Contact pin	–
Cage tension spring	–
Wire protection	stainless steel
Soldering lug	–
Contact Spring	–

Order information

No. of poles	Cat.-No.		Qty.p.pck.
	green (Ral 6018)	dark grey (Ral 7016)	
2	10154.1	10154.4	50
3	10155.1	10155.4	50
4	10156.1	10156.4	50
5	10157.1	10157.4	50
6	10158.1	10158.4	50
7	10159.1	10159.4	50
8	10160.1	10160.4	50
9	10161.1	10161.4	50
10	10162.1	10162.4	50
11	10163.1	10163.4	50
12	10164.1	10164.4	50
13	12505.1	12505.4	50
14	12506.1	12506.4	50
15	12507.1	12507.4	50
16	12508.1	12508.4	50
17	12509.1	12509.4	50
18	12510.1	12510.4	50
19	12511.1	12511.4	50
20	12512.1	12512.4	50
21	12513.1	12513.4	50
22	12514.1	12514.4	50
23	12515.1	12515.4	50
24	12516.1	12516.4	50

Wire-protection

Spacing mm	5,08
Insulation stripping length mm	5,00
PCB hole diameter mm	1,30

Rating

	300 V	250 V
Rated voltage V	300 V	250 V
Rated current A	15 A	17,50 A (T60)
Cross section max. AWG/mm ²	22-14	1,50
Rated surge voltage	–	2,00 kV
Rated torque/Screw size	–	0,40 Nm/M2,6
Contamination degree	–	–

Materials

Insulating material/Flammability class	PA 6.6 V0 / UL 94 V0
Temperature Range	-30°C / +105°C
Clamping part	CuZn
Clamping cage/Eccentric	–
Contact pin	–
Cage tension spring	–
Wire protection	stainless steel
Soldering lug	–
Contact Spring	–

Order information

No. of poles	Cat.-No.		Qty.p.pck.
	green (Ral 6018)	dark grey (Ral 7016)	
2	10176.1	10176.4	50
3	10177.1	10177.4	50
4	10178.1	10178.4	50
5	10179.1	10179.4	50
6	10180.1	10180.4	50
7	10181.1	10181.4	50
8	10182.1	10182.4	50
9	10183.1	10183.4	50
10	10184.1	10184.4	50
11	10185.1	10185.4	50
12	10186.1	10186.4	50
13	12529.1	12529.4	50
14	12530.1	12530.4	50
15	12531.1	12531.4	50
16	12532.1	12532.4	50
17	12533.1	12533.4	50
18	12534.1	12534.4	50
19	12535.1	12535.4	50
20	12536.1	12536.4	50
21	12537.1	12537.4	50
22	12538.1	12538.4	50
23	12539.1	12539.4	50
24	12540.1	12540.4	50

Accessories

Marking

Page 126 - 129

Page 126 - 129