Terminals	PK 550/... /3,50-V vertical	PK 550/... /3,50-H horizontal







Drawings

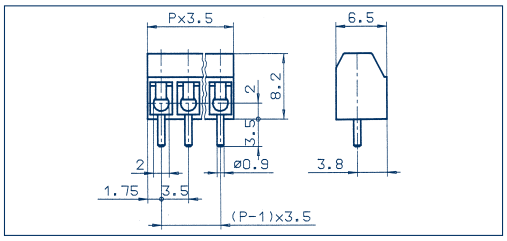

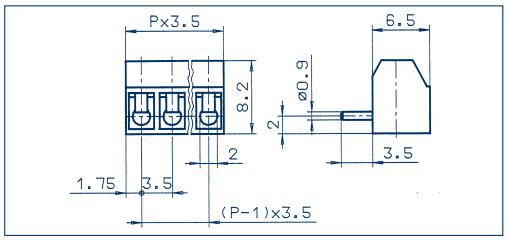

Connection principle	Wire-protection		Wire-protection	
Dimensions				
Spacing mm	3,50		3,50	
Insulation stripping length mm	5,50		5,50	
PCB hole diameter mm	1,20		1,20	
Connection data				
Single wire (solid) mm²	1,50		1,50	
Stranded wire (flexible) mm²	1,00		1,00	
Stranded wire (with ferrules) mm²	0,75		0,75	
Rating				
Rated voltage V	125 V	130 V	125 V	130 V
Rated current A	6 A	13,50 A (T60)	6 A	13,50 A (T60)
Cross section max. AWG/mm²	28-16	1,00	28-16	1,00
Rated surge voltage	–	2,00 kV	–	2,00 kV
Rated torque/Screw size	–	0,40 Nm/M2	–	0,40 Nm/M2
Contamination degree	–	–	–	–
Materials				
Insulating material/Flammability class	PA 6.6 V0 / UL 94 V0		PA 6.6 V0 / UL 94 V0	
Temperature Range	-30°C / +105°C		-30°C / +105°C	
Clamping part	CuZn		CuZn	
Clamping cage/Eccentric	–		–	
Contact pin	–		–	
Cage tension spring	–		–	
Wire protection	stainless steel		stainless steel	
Soldering lug	–		–	
Contact Spring	–		–	

Order information	No. of poles	Cat.-No.		Qty.p.pck.	No. of poles	Cat.-No.		Qty.p.pck.
Standard colour(s)		●	●			●	●	
(further colours on request, see page 5)		green (Ral 6018)	dark grey (Ral 7016)			green (Ral 6018)	dark grey (Ral 7016)	
	2	10247.1	10247.4	50	2	10262.1	10262.4	50
	3	10248.1	10248.4	50	3	10263.1	10263.4	50
	4	10249.1	10249.4	50	4	10264.1	10264.4	50
	5	10250.1	10250.4	50	5	10265.1	10265.4	50
	6	10251.1	10251.4	50	6	10266.1	10266.4	50
	7	10252.1	10252.4	50	7	10267.1	10267.4	50
	8	10253.1	10253.4	50	8	10268.1	10268.4	50
	9	10254.1	10254.4	50	9	10269.1	10269.4	50
	10	10255.1	10255.4	50	10	10270.1	10270.4	50
	11	10256.1	10256.4	50	11	10271.1	10271.4	50
	12	10257.1	10257.4	50	12	10272.1	10272.4	50
	13	10258.1	10258.4	50	13	10273.1	10273.4	50
	14	10259.1	10259.4	50	14	10274.1	10274.4	50
	15	10260.1	10260.4	50	15	10275.1	10275.4	50
	16	10261.1	10261.4	50	16	10276.1	10276.4	50

Accessories		
Marking	Page 126 - 129	Page 126 - 129