




Terminals



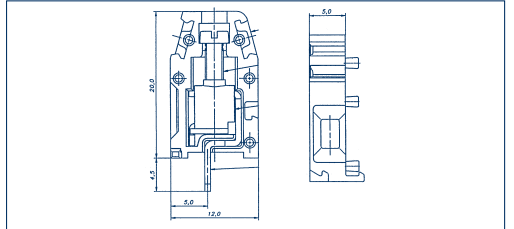
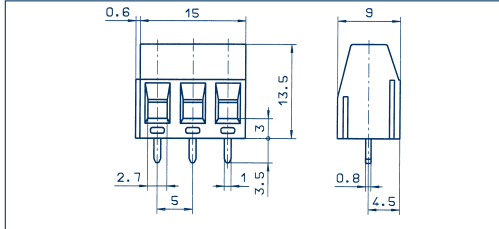
PK 350/... /5,00-V vertical



PK 2,5/... /5,00 vertical



Drawings



Connection principle

Dimensions

Spacing mm	5,00
Insulation stripping length mm	6,00
PCB hole diameter mm	1,30

Connection data

Single wire (solid) mm ²	2,50
Stranded wire (flexible) mm ²	1,50
Stranded wire (with ferrules) mm ²	1,50

Rating

Rated voltage V	300 V
Rated current A	16 A
Cross section max. AWG/mm ²	28-12
Rated surge voltage	—
Rated torque/Screw size	—
Contamination degree	—

Materials

Insulating material/Flammability class	PA 6.6 V0 / UL 94 V0
Temperature Range	-30°C / +105°C
Clamping part	CuZn
Clamping cage/Eccentric	—
Contact pin	—
Cage tension spring	—
Wire protection	—
Soldering lug	Cu
Contact Spring	—

Order information

Standard colour(s)
(further colours on request, see page 5)

Strain-relief-clamp

UL	300 V	250 V
CSA	16 A	24 A (T60)
VDI	28-12	2,50
UL	—	2,00 kV
CSA	—	0,50 Nm/M3
VDI	—	—



UL	250 V
CSA	15 A
VDI	22-14
UL	—
CSA	—
VDI	—



UL	250 V
CSA	15 A
VDI	22-14
UL	—
CSA	—
VDI	—



Standard colour(s)
(further colours on request, see page 5)

No. of poles	Cat.-No.	Qty.p.pck.
	●	
	green	
	(Ral 6018)	
2	10357.1	50
3	10358.1	50
4	10359.1	50
5	10360.1	50
6	10361.1	50
7	10362.1	50
8	10363.1	50
9	10364.1	50
10	10365.1	50
11	10366.1	50
12	10367.1	50
13	12349.1	50
14	12350.1	50
15	12351.1	50
16	12352.1	50
17	12353.1	50
18	12354.1	50
19	12355.1	50
20	12356.1	50
21	12357.1	50
22	12358.1	50
23	12359.1	50
24	12360.1	50

Strain-relief-clamp

UL	250 V
CSA	15 A
VDI	22-14
UL	—
CSA	—
VDI	—



UL	250 V
CSA	15 A
VDI	22-14
UL	—
CSA	—
VDI	—



UL	250 V
CSA	15 A
VDI	22-14
UL	—
CSA	—
VDI	—



Standard colour(s)
(further colours on request, see page 5)

No. of poles	Cat.-No.	Qty.p.pck.
	●	
	green	
	(Ral 6018)	
2	5002.1	50
3	5003.1	50
4	5004.1	50
5	5005.1	50
6	5006.1	50
7	5007.1	50
8	5008.1	50
9	5009.1	50
10	5010.1	50
11	5011.1	50
12	5012.1	50
13	5013.1	50
14	5014.1	50
15	5015.1	50
16	5016.1	50
17	5017.1	50
18	5018.1	50
19	5019.1	50
20	5020.1	50
21	5021.1	50
22	5022.1	50
23	5023.1	50
24	5024.1	50

Accessories

Marking

Page 126 - 129

Page 126 - 129