
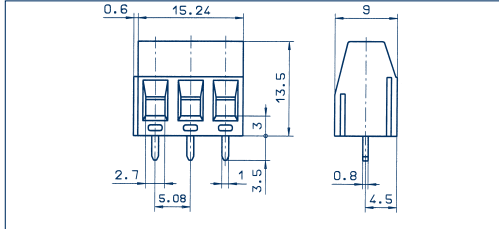



Terminals

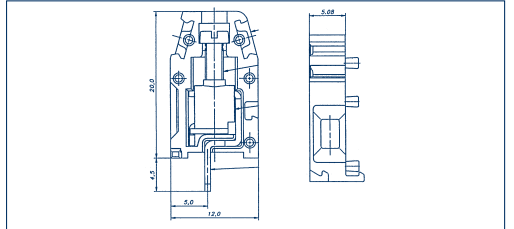



5,08 mm

PK 350/... /5,08-V vertical



PK 2,5/... /5,08 vertical



Drawings

Connection principle

Dimensions

Spacing mm	5,08
Insulation stripping length mm	6,00
PCB hole diameter mm	1,30

Connection data

Single wire (solid) mm ²	2,50
Stranded wire (flexible) mm ²	1,50
Stranded wire (with ferrules) mm ²	1,50

Rating

Rated voltage V	300 VB
Rated current A	16 A
Cross section max. AWG/mm ²	28-12
Rated surge voltage	—
Rated torque/Screw size	—
Contamination degree	—

Materials

Insulating material/Flammability class	PA 6.6 V0 / UL 94 V0
Temperature Range	-30°C / +105°C
Clamping part	CuZn
Clamping cage/Eccentric	—
Contact pin	—
Cage tension spring	—
Wire protection	—
Soldering lug	Cu
Contact Spring	—

Order information

Standard colour(s)
(further colours on request, see page 5)

Strain-relief-clamp

UL	300 VB	VDE	250 V
Rated current A	16 A	Rated current A	24 A (T60)
Cross section max. AWG/mm ²	28-12	Cross section max. AWG/mm ²	2,50
Rated surge voltage	—	Rated surge voltage	2,00 kV
Rated torque/Screw size	—	Rated torque/Screw size	0,50 Nm/M3
Contamination degree	—	Contamination degree	—

UL	250 V	CSA	300 V	VDE	250 V
Rated current A	15 A	Rated current A	15 A	Rated current A	16 A
Cross section max. AWG/mm ²	22-14	Cross section max. AWG/mm ²	22-14	Cross section max. AWG/mm ²	2,50
Rated surge voltage	—	Rated surge voltage	—	Rated surge voltage	4,00 kV
Rated torque/Screw size	—	Rated torque/Screw size	—	Rated torque/Screw size	0,60 Nm/M2,5
Contamination degree	—	Contamination degree	—	Contamination degree	—

Insulating material/Flammability class	PA 6.6 V0 / UL 94 V0
Temperature Range	-30°C / +105°C
Clamping part	CuZn
Clamping cage/Eccentric	—
Contact pin	—
Cage tension spring	—
Wire protection	—
Soldering lug	Cu
Contact Spring	—

Order information

No. of poles Cat.-No. Qty.p.pck.

		●	
		green	
		(Ral 6018)	
	2	10368.1	50
	3	10369.1	50
	4	10370.1	50
	5	10371.1	50
	6	10372.1	50
	7	10373.1	50
	8	10374.1	50
	9	10375.1	50
	10	10376.1	50
	11	10377.1	50
	12	10378.1	50
	13	12361.1	50
	14	12362.1	50
	15	12363.1	50
	16	12364.1	50
	17	12365.1	50
	18	12366.1	50
	19	12367.1	50
	20	12368.1	50
	21	12369.1	50
	22	12370.1	50
	23	12371.1	50
	24	12372.1	50

Strain-relief-clamp

UL	250 V	CSA	300 V	VDE	250 V
Rated current A	15 A	Rated current A	15 A	Rated current A	16 A
Cross section max. AWG/mm ²	22-14	Cross section max. AWG/mm ²	22-14	Cross section max. AWG/mm ²	2,50
Rated surge voltage	—	Rated surge voltage	—	Rated surge voltage	4,00 kV
Rated torque/Screw size	—	Rated torque/Screw size	—	Rated torque/Screw size	0,60 Nm/M2,5
Contamination degree	—	Contamination degree	—	Contamination degree	—

Insulating material/Flammability class	PA 6.6 V2 / UL 94 V2
Temperature Range	-30°C / +105°C
Clamping part	—
Clamping cage/Eccentric	—
Contact pin	—
Cage tension spring	—
Wire protection	—
Soldering lug	Cu
Contact Spring	—

No. of poles	Cat.-No.	Qty.p.pck.
	●	
	green	
	(Ral 6018)	
	●	
	orange	
	(Ral 2011)	
2	5102.1	5102.3 50
3	5103.1	5103.3 50
4	5104.1	5104.3 50
5	5105.1	5105.3 50
6	5106.1	5106.3 50
7	5107.1	5107.3 50
8	5108.1	5108.3 50
9	5109.1	5109.3 50
10	5110.1	5110.3 50
11	5111.1	5111.3 50
12	5112.1	5112.3 50
13	5113.1	5113.3 50
14	5114.1	5114.3 50
15	5115.1	5115.3 50
16	5116.1	5116.3 50
17	5117.1	5117.3 50
18	5118.1	5118.3 50
19	5119.1	5119.3 50
20	5120.1	5120.3 50
21	5121.1	5121.3 50
22	5122.1	5122.3 50
23	5123.1	5123.3 50
24	5124.1	5124.3 50

Accessories

Marking

Page 126 - 129

Page 126 - 129