

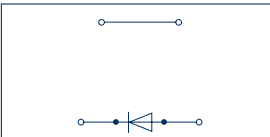

Double-level terminals with electronic components RKD

Screw connection system



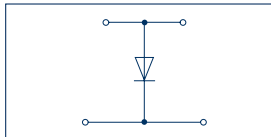

- Foot can be snapped on TS 32 and TS 35 DIN rails
- Housing made from polyamide 6.6 UL 94-V2

RKD 4/D0



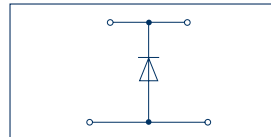

Double-level terminals with electronic components

RKD 4/D1



Double-level terminals with electronic components

RKD 4/D2



Double-level terminals with electronic components

Connection diagram

Connection type

Size (L x W x H) mm with TS 32 mm
Size (L x W x H) mm with TS 35 x 7.5 mm

Type

Type colour

Cat. no.

Type colour

Cat. no.

Type colour

Cat. no.

Type colour

Cat. no.

Type/colour

Cat. no.

Colours available

Ratings

Rated voltage, V

Rated current, A

Diode reverse voltage, V

Diode current, A

Diode type

Resistance

Rated wire cross-section, mm² | AWG

Plug gauge acc. to EN 60 947-1 | Flamm. class acc. to UL 94

Connection data

Single wire (solid) / Stranded mm²

Stranded/stranded (w/ferrules acc. to DIN 46 228/1) mm²

Contact wire range, mm²

Stripping length, mm

Torque, Nm | Screw

Special connection, mm

Features

Material of insulated housing | Temperature range

Number of cross-connection channels | Test pick-off

Accessories

End plate AP

Cat. no.

Insulation plate TRS

Cat. no.

Socket plug STB

Cat. no.

Test plug PS

Cat. no.

Cross-connector Q

Cat. no.

Cross-connector Q

Cat. no.

Cross-connector Q

Cat. no.

Cross-connector Q

Cat. no.

End stop ES

Cat. no.

Test adapter TA

Cat. no.

Screwdriver SDB

Cat. no.

Quick marking PMC SB

Cat. no.

Screw connection

60.2 x 6 x 65.5

60.2 x 6 x 61

Type	Qty.
RKD 4/D0 BG	100
2319.2	

RKD 4/D0 BG

2319.2

100

Screw connection

60.2 x 6 x 65.5

60.2 x 6 x 61

Type	Qty.
RKD 4/D1 BG	100
1046.2	
RKD 4/D1 BU	100
1046.5	

RKD 4/D1 BG

1046.2

100

RKD 4/D1 BU

1046.5

100

Screw connection

60.2 x 6 x 65.5

60.2 x 6 x 61

Type	Qty.
RKD 4/D2 BG	100
1047.2	
RKD 4/D2 BU	100
1047.5	

RKD 4/D2 BG

1047.2

100

RKD 4/D2 BU

1047.5

100