P.C. board plug-in connectors
Connector

5,00 mm

	PKB 130/... /5,00	PKB 130/... /5,00-BL
		
Drawings	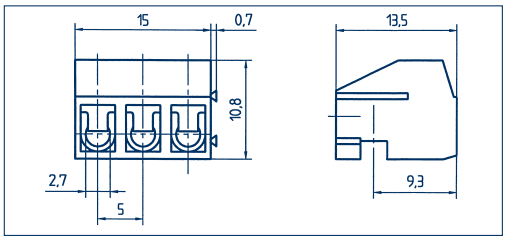	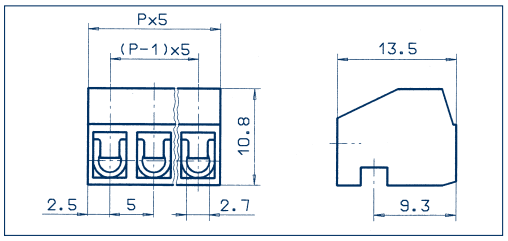

Connection principle	Wire-protection		Wire-protection	
Dimensions				
Spacing mm	5,00		5,00	
Insulation stripping length mm	6,00		6,00	
PCB hole diameter mm				
Connection data				
Single wire (solid) mm²	1,50		1,50	
Stranded wire (flexible) mm²	1,00		1,00	
Stranded wire (with ferrules) mm²	1,00		1,00	
Output information				
Rated voltage V	300 V	250 V	300 V	250 V
Rated current A	10 A	10 A (T60)	10 A	10 A (T60)
Cross section max. AWG/mm²	22-14	1,50	22-14	1,50
Rated surge voltage	–	4,00 kV	–	4,00 kV
Rated torque/Screw size	–	0,40 Nm/M2,6	–	0,40 Nm/M2,6
Contamination degree	–	3	–	3
Materials				
Insulating material/Flammability class	PA 6.6 V0 / UL 94 V0		PA 6.6 V0 / UL 94 V0	
Temperature Range	-30°C / +105°C		-30°C / +105°C	
Clamping part	CuZn		CuZn	
Clamping cage/Eccentric	–		–	
Contact pin	–		–	
Cage tension spring	–		–	
Wire protection	–		–	
Soldering lug	–		–	
Contact Spring	CuBe		CuBe	

Order information	No. of poles	Cat.-No.		Qty.p.pck.	No. of poles	Cat.-No.		Qty.p.pck.
Standard colour(s)		●	●			●	●	
(further colours on request, see page 5)		green (Ral 6018)	dark grey (Ral 7016)			green (Ral 6018)	dark grey (Ral 7016)	
	2	11169.1	11169.4	50	2	11185.1	11185.4	50
	3	11170.1	11170.4	50	3	11186.1	11186.4	50
	4	11171.1	11171.4	50	4	11187.1	11187.4	50
	5	11172.1	11172.4	50	5	11188.1	11188.4	50
	6	11173.1	11173.4	50	6	11189.1	11189.4	50
	7	11174.1	11174.4	50	7	11190.1	11190.4	50
	8	11175.1	11175.4	50	8	11191.1	11191.4	50
	9	11176.1	11176.4	50	9	11192.1	11192.4	50
	10	11177.1	11177.4	50	10	11193.1	11193.4	50
	11	11178.1	11178.4	50	11	11194.1	11194.4	50
	12	11179.1	11179.4	50	12	11195.1	11195.4	50
					13	11196.1	11196.4	50
					14	11197.1	11197.4	50
					15	11198.1	11198.4	50
					16	11199.1	11199.4	50

Accessories		
Marking	Page 126 - 129	Page 126 - 129