


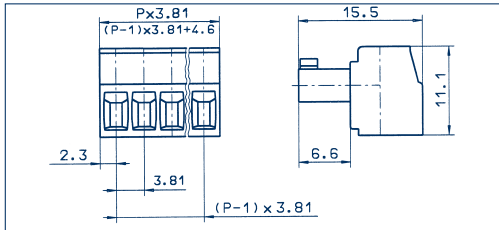
P.C. board plug-in connectors

Connector

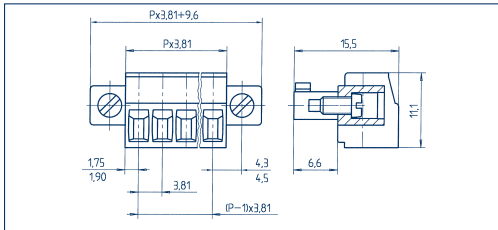


3,81 mm

PKB 1550/... /3,81



PKB 1550/... /3,81-F



Drawings

Connection principle

Dimensions

Spacing mm	3,81
Insulation stripping length mm	7,00
PCB hole diameter mm	-

Connection data

Single wire (solid) mm ²	1,50
Stranded wire (flexible) mm ²	1,00
Stranded wire (with ferrules) mm ²	1,00

Output information

	300 V	160 V
Rated voltage V	300 V	160 V
Rated current A	8 A	9 A (T60)
Cross section max. AWG/mm ²	28-16	1,50
Rated surge voltage	-	4,00 kV
Rated torque/Screw size	-	0,4 Nm/M2
Contamination degree	-	3

Materials

Insulating material/Flammability class	PA 6.6 V0 / UL 94 V0
Temperature Range	-30°C / +105°C
Clamping part	CuZn
Clamping cage/Eccentric	-
Contact pin	-
Cage tension spring	-
Wire protection	-
Soldering lug	-
Contact Spring	CuSn

Order information

Standard colour(s)
(further colours on request, see page 5)

	No. of poles	Cat.-No.	Qty.p.pck.	No. of poles	Cat.-No.	Qty.p.pck.
		● green (Ral 6018)			● green (Ral 6018)	
	2	11396.1	50	2	13734.1	50
	3	11397.1	50	3	13735.1	50
	4	11398.1	50	4	13736.1	50
	5	11399.1	50	5	13737.1	50
	6	11400.1	50	6	13738.1	50
	7	11401.1	50	7	13739.1	50
	8	11402.1	50	8	13740.1	50
	9	11403.1	50	9	13741.1	50
	10	11404.1	50	10	13742.1	50
	11	11405.1	50	11	13743.1	50
	12	11406.1	50	12	13744.1	50
	13	11407.1	50	13	13745.1	50
	14	11408.1	50	14	13746.1	50
	15	11409.1	50	15	13747.1	50
	16	11410.1	50	16	13748.1	50

Accessories

Marking	Page 126 - 129
Coding	Page 124 - 125

Strain-relief-clamp

Spacing mm	3,81
Insulation stripping length mm	7,00
PCB hole diameter mm	-

Connection data

Single wire (solid) mm ²	1,50
Stranded wire (flexible) mm ²	1,00
Stranded wire (with ferrules) mm ²	1,00

	300 V	160 V
Rated voltage V	300 V	160 V
Rated current A	8 A	9 A (T60)
Cross section max. AWG/mm ²	28-16	1,50
Rated surge voltage	-	4,00 kV
Rated torque/Screw size	-	0,25 Nm/M2
Contamination degree	-	3

Insulating material/Flammability class	PA 6.6 V0 / UL 94 V0
Temperature Range	-30°C / +105°C
Clamping part	CuZn
Clamping cage/Eccentric	-
Contact pin	-
Cage tension spring	-
Wire protection	-
Soldering lug	-
Contact Spring	CuSn

Order information

Standard colour(s)
(further colours on request, see page 5)

	No. of poles	Cat.-No.	Qty.p.pck.	No. of poles	Cat.-No.	Qty.p.pck.
		● green (Ral 6018)			● green (Ral 6018)	
	2	11396.1	50	2	13734.1	50
	3	11397.1	50	3	13735.1	50
	4	11398.1	50	4	13736.1	50
	5	11399.1	50	5	13737.1	50
	6	11400.1	50	6	13738.1	50
	7	11401.1	50	7	13739.1	50
	8	11402.1	50	8	13740.1	50
	9	11403.1	50	9	13741.1	50
	10	11404.1	50	10	13742.1	50
	11	11405.1	50	11	13743.1	50
	12	11406.1	50	12	13744.1	50
	13	11407.1	50	13	13745.1	50
	14	11408.1	50	14	13746.1	50
	15	11409.1	50	15	13747.1	50
	16	11410.1	50	16	13748.1	50

Marking	Page 126 - 129
Coding	Page 124 - 125