

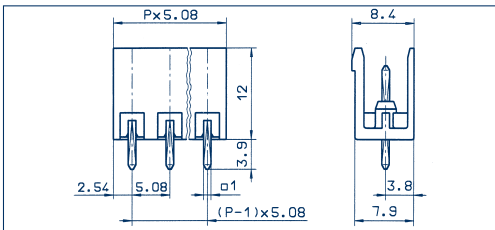

P.C. board plug-in connectors

Header

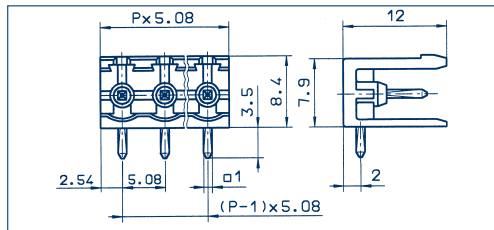



5,08 mm

STL 950/... /5,08-V vertical



STL 950/... /5,08-H horizontal



Drawings

Connection principle

Dimensions

Spacing mm	5,08
Insulation stripping length mm	-
PCB hole diameter mm	1,40

Connection data

Single wire (solid) mm ²	-
Stranded wire (flexible) mm ²	-
Stranded wire (with ferrules) mm ²	-

Rating

Rated voltage V	300 V
Rated current A	15 A
Cross section max. AWG/mm ²	-
Rated surge voltage	4,00 kV
Rated torque/Screw size	-
Contamination degree	3

Materials

Insulating material/Flammability class	PA 6.6 V0 / UL 94 V0
Temperature Range	-30°C / +105°C
Clamping part	-
Clamping cage/Eccentric	-
Contact pin	Cu
Cage tension spring	-
Wire protection	-
Soldering lug	-
Contact Spring	-

Order information

Standard colour(s)	● green
(further colours on request, see page 5)	

No. of poles	Cat.-No.	Qty.p.pck.
	● green	
	(Ral 6018)	
2	11538.1	50
3	11539.1	50
4	11540.1	50
5	11541.1	50
6	11542.1	50
7	11543.1	50
8	11544.1	50
9	11545.1	50
10	11546.1	50
11	11547.1	50
12	11548.1	50
13	11549.1	50
14	11550.1	50
15	11551.1	50
16	11552.1	50
17	11553.1	50
18	11554.1	50
19	11555.1	50
20	11556.1	50
21	11557.1	50
22	11558.1	50
23	11559.1	50
24	11560.1	50

Connection principle

Spacing mm	5,08
Insulation stripping length mm	-
PCB hole diameter mm	1,40

Single wire (solid) mm ²	-
Stranded wire (flexible) mm ²	-
Stranded wire (with ferrules) mm ²	-

Rated voltage V	300 V
Rated current A	15 A
Cross section max. AWG/mm ²	-
Rated surge voltage	4,00 kV
Rated torque/Screw size	-
Contamination degree	3

Insulating material/Flammability class	PA 6.6 V0 / UL 94 V0
Temperature Range	-30°C / +105°C
Clamping part	-
Clamping cage/Eccentric	-
Contact pin	Cu
Cage tension spring	-
Wire protection	-
Soldering lug	-
Contact Spring	-

No. of poles	Cat.-No.	Qty.p.pck.
	● green	
	(Ral 6018)	
2	11584.1	50
3	11585.1	50
4	11586.1	50
5	11587.1	50
6	11588.1	50
7	11589.1	50
8	11590.1	50
9	11591.1	50
10	11592.1	50
11	11593.1	50
12	11594.1	50
13	11595.1	50
14	11596.1	50
15	11597.1	50
16	11598.1	50
17	11599.1	50
18	11600.1	50
19	11601.1	50
20	11602.1	50
21	11603.1	50
22	11604.1	50
23	11605.1	50
24	11606.1	50

Accessories

Coding	Page 124 - 125
--------	----------------

Coding	Page 124 - 125
--------	----------------