


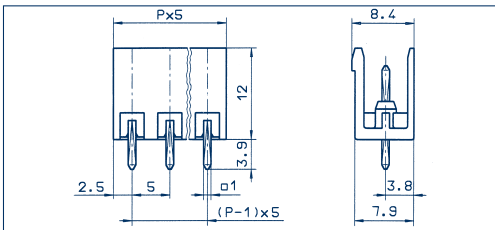

P.C. board plug-in connectors

Header

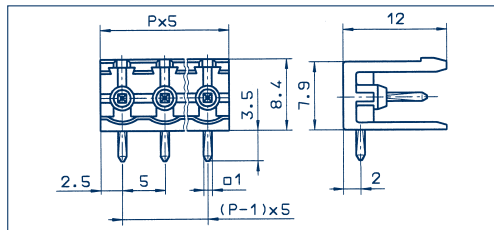



Drawings

STL 950/... /5,00-V vertical



STL 950/... /5,00-H horizontal



Connection principle

Dimensions

Spacing mm	5,00
Insulation stripping length mm	-
PCB hole diameter mm	1,40

Connection data

Single wire (solid) mm ²	-
Stranded wire (flexible) mm ²	-
Stranded wire (with ferrules) mm ²	-

Rating

Rated voltage V	300 V
Rated current A	15 A
Cross section max. AWG/mm ²	-
Rated surge voltage	4,00 kV
Rated torque/Screw size	-
Contamination degree	3

Materials

Insulating material/Flammability class	PA 6.6 V0 / UL 94 V0
Temperature Range	-30°C / +105°C
Clamping part	-
Clamping cage/Eccentric	-
Contact pin	Cu
Cage tension spring	-
Wire protection	-
Soldering lug	-
Contact Spring	-

Order information

Standard colour(s)	● green
(further colours on request, see page 5)	

No. of poles	Cat.-No.	Qty.p.pck.
	● green	
	(Ral 6018)	
2	11515.1	50
3	11516.1	50
4	11517.1	50
5	11518.1	50
6	11519.1	50
7	11520.1	50
8	11521.1	50
9	11522.1	50
10	11523.1	50
11	11524.1	50
12	11525.1	50
13	11526.1	50
14	11527.1	50
15	11528.1	50
16	11529.1	50
17	11530.1	50
18	11531.1	50
19	11532.1	50
20	11533.1	50
21	11534.1	50
22	11535.1	50
23	11536.1	50
24	11537.1	50

No. of poles	Cat.-No.	Qty.p.pck.
	● green	
	(Ral 6018)	
2	11561.1	50
3	11562.1	50
4	11563.1	50
5	11564.1	50
6	11565.1	50
7	11566.1	50
8	11567.1	50
9	11568.1	50
10	11569.1	50
11	11570.1	50
12	11571.1	50
13	11572.1	50
14	11573.1	50
15	11574.1	50
16	11575.1	50
17	11576.1	50
18	11577.1	50
19	11578.1	50
20	11579.1	50
21	11580.1	50
22	11581.1	50
23	11582.1	50
24	11583.1	50

Accessories

Coding	Page 124 - 125
--------	----------------

Coding	Page 124 - 125
--------	----------------