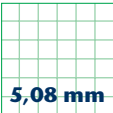


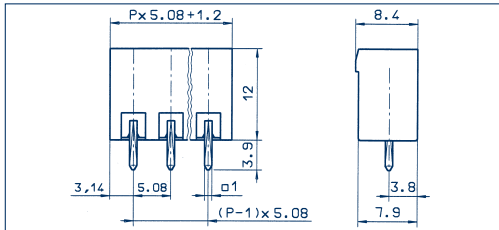

P.C. board plug-in connectors

Header

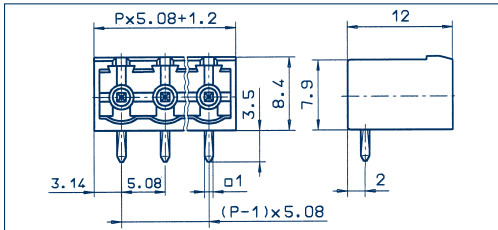



5,08 mm

STL 950/... /5,08-V-G vertical



STL 950/... /5,08-H-G horizontal



Drawings

Connection principle

Dimensions

Spacing mm	5,08
Insulation stripping length mm	-
PCB hole diameter mm	1,40

Connection data

Single wire (solid) mm ²	-
Stranded wire (flexible) mm ²	-
Stranded wire (with ferrules) mm ²	-

Rating

Rated voltage V	300 V	250 V
Rated current A	15 A	12 A (T60)
Cross section max. AWG/mm ²	-	-
Rated surge voltage	-	4,00 kV
Rated torque/Screw size	-	-
Contamination degree	-	3

Materials

Insulating material/Flammability class	PA 6.6 V0 / UL 94 V0
Temperature Range	-30°C / +105°C
Clamping part	-
Clamping cage/Eccentric	-
Contact pin	Cu
Cage tension spring	-
Wire protection	-
Soldering lug	-
Contact Spring	-

Order information

	No. of poles	Cat.-No.	Qty.p.pck.	No. of poles	Cat.-No.	Qty.p.pck.
Standard colour(s)		●			●	
(further colours on request, see page 5)		green			green	
		(Ral 6018)			(Ral 6018)	
	2	11630.1	50	2	11676.1	50
	3	11631.1	50	3	11677.1	50
	4	11632.1	50	4	11678.1	50
	5	11633.1	50	5	11679.1	50
	6	11634.1	50	6	11680.1	50
	7	11635.1	50	7	11681.1	50
	8	11636.1	50	8	11682.1	50
	9	11637.1	50	9	11683.1	50
	10	11638.1	50	10	11684.1	50
	11	11639.1	50	11	11685.1	50
	12	11640.1	50	12	11686.1	50
	13	11641.1	50	13	11687.1	50
	14	11642.1	50	14	11688.1	50
	15	11643.1	50	15	11689.1	50
	16	11644.1	50	16	11690.1	50
	17	11645.1	50	17	11691.1	50
	18	11646.1	50	18	11692.1	50
	19	11647.1	50	19	11693.1	50
	20	11648.1	50	20	11694.1	50
	21	11649.1	50	21	11695.1	50
	22	11650.1	50	22	11696.1	50
	23	11651.1	50	23	11697.1	50
	24	11652.1	50	24	11698.1	50

Accessories

Coding Page 124 - 125

Page 124 - 125