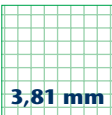


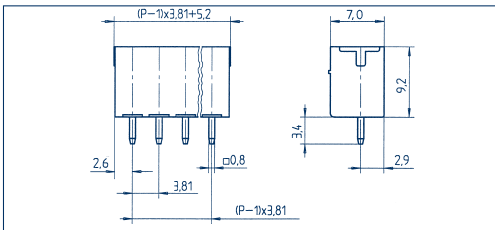

P.C. board plug-in connectors

Header

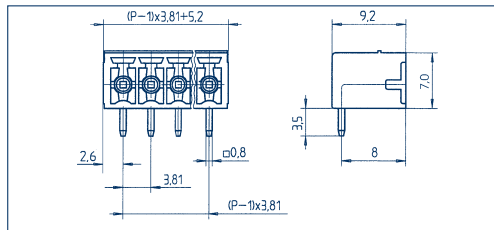



3,81 mm

STL 1550/... /3,81-V-G vertical



STL 1550/... /3,81-H-G horizontal



Drawings

Connection principle

Dimensions

Spacing mm	3,81
Insulation stripping length mm	-
PCB hole diameter mm	1,20

Connection data

Single wire (solid) mm ²	-
Stranded wire (flexible) mm ²	-
Stranded wire (with ferrules) mm ²	-

Rating

Rated voltage V	300 V
Rated current A	8 A
Cross section max. AWG/mm ²	-
Rated surge voltage	4,00 kV
Rated torque/Screw size	-
Contamination degree	3

Materials

Insulating material/Flammability class	PA 6.6 V0 / UL 94 V0
Temperature Range	-30°C / +105°C
Clamping part	-
Clamping cage/Eccentric	-
Contact pin	Cu
Cage tension spring	-
Wire protection	-
Soldering lug	-
Contact Spring	-

Order information

Standard colour(s)	● green
(further colours on request, see page 5)	

No. of poles	Cat.-No.	Qty.p.pck.
	● green	
	(Ral 6018)	
2	11896.1	50
3	11897.1	50
4	11898.1	50
5	11899.1	50
6	11900.1	50
7	11901.1	50
8	11902.1	50
9	11903.1	50
10	11904.1	50
11	11905.1	50
12	11906.1	50
13	11907.1	50
14	11908.1	50
15	11909.1	50
16	11910.1	50
17	13709.1	50
18	13710.1	50
19	13711.1	50
20	13712.1	50

Dimensions

Spacing mm	3,81
Insulation stripping length mm	-
PCB hole diameter mm	1,20

Single wire (solid) mm ²	-
Stranded wire (flexible) mm ²	-
Stranded wire (with ferrules) mm ²	-

Rated voltage V	300 V
Rated current A	8 A
Cross section max. AWG/mm ²	-
Rated surge voltage	4,00 kV
Rated torque/Screw size	-
Contamination degree	3

Insulating material/Flammability class	PA 6.6 V0 / UL 94 V0
Temperature Range	-30°C / +105°C
Clamping part	-
Clamping cage/Eccentric	-
Contact pin	Cu
Cage tension spring	-
Wire protection	-
Soldering lug	-
Contact Spring	-

Standard colour(s)	● green
(further colours on request, see page 5)	

No. of poles	Cat.-No.	Qty.p.pck.
	● green	
	(Ral 6018)	
2	11930.1	50
3	11931.1	50
4	11932.1	50
5	11933.1	50
6	11934.1	50
7	11935.1	50
8	11936.1	50
9	11937.1	50
10	11938.1	50
11	11939.1	50
12	11940.1	50
13	11941.1	50
14	11942.1	50
15	11943.1	50
16	11944.1	50
17	13713.1	50
18	13714.1	50
19	13715.1	50
20	13716.1	50

Accessories

Coding	Page 124 - 125
--------	----------------

Coding	Page 124 - 125
--------	----------------