


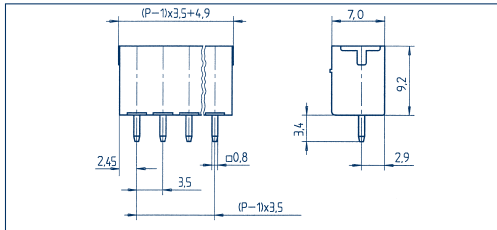

## P.C. board plug-in connectors

Header

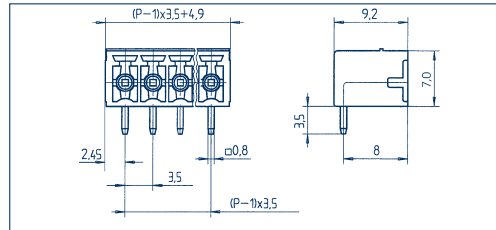



3,50 mm

### STL 1550/... /3,50-V-G vertical



### STL 1550/... /3,50-H-G horizontal



## Drawings

### Connection principle

#### Dimensions

Spacing mm	3,50
Insulation stripping length mm	—
PCB hole diameter mm	1,20

#### Connection data

Single wire (solid) mm <sup>2</sup>	—
Stranded wire (flexible) mm <sup>2</sup>	—
Stranded wire (with ferrules) mm <sup>2</sup>	—

#### Rating

Rated voltage V	300 V
Rated current A	8 A
Cross section max. AWG/mm <sup>2</sup>	—
Rated surge voltage	—
Rated torque/Screw size	—
Contamination degree	—

#### Materials

Insulating material/Flammability class	PA 6.6 V0 / UL 94 V0
Temperature Range	-30°C / +105°C
Clamping part	—
Clamping cage/Eccentric	—
Contact pin	Cu
Cage tension spring	—
Wire protection	—
Soldering lug	—
Contact Spring	—

#### Order information

Standard colour(s)	● green
(further colours on request, see page 5)	

No. of poles	Cat.-No.	Qty.p.pck.
	● green	
	(Ral 6018)	
2	11877.1	50
3	11878.1	50
4	11879.1	50
5	11880.1	50
6	11881.1	50
7	11882.1	50
8	11883.1	50
9	11884.1	50
10	11885.1	50
11	11886.1	50
12	11887.1	50
13	11888.1	50
14	11889.1	50
15	11890.1	50
16	11891.1	50
17	11892.1	50
18	11893.1	50
19	11894.1	50
20	11895.1	50

#### Dimensions

Spacing mm	3,50
Insulation stripping length mm	—
PCB hole diameter mm	1,20

#### Connection data

Single wire (solid) mm <sup>2</sup>	—
Stranded wire (flexible) mm <sup>2</sup>	—
Stranded wire (with ferrules) mm <sup>2</sup>	—

#### Rating

Rated voltage V	300 V
Rated current A	8 A
Cross section max. AWG/mm <sup>2</sup>	—
Rated surge voltage	—
Rated torque/Screw size	—
Contamination degree	—

#### Materials

Insulating material/Flammability class	PA 6.6 V0 / UL 94 V0
Temperature Range	-30°C / +105°C
Clamping part	—
Clamping cage/Eccentric	—
Contact pin	Cu
Cage tension spring	—
Wire protection	—
Soldering lug	—
Contact Spring	—

#### Order information

Standard colour(s)	● green
(further colours on request, see page 5)	

No. of poles	Cat.-No.	Qty.p.pck.
	● green	
	(Ral 6018)	
2	11911.1	50
3	11912.1	50
4	11913.1	50
5	11914.1	50
6	11915.1	50
7	11916.1	50
8	11917.1	50
9	11918.1	50
10	11919.1	50
11	11920.1	50
12	11921.1	50
13	11922.1	50
14	11923.1	50
15	11924.1	50
16	11925.1	50
17	11926.1	50
18	11927.1	50
19	11928.1	50
20	11929.1	50

## Accessories

Coding	Page 124 - 125
--------	----------------

## Accessories

Coding	Page 124 - 125
--------	----------------