SYMBOL DEFINITION		MISSING SYMBOLS
A DIMENSION WITHOUT AN INSPECTION REPORT SYMBOL ( ) DOES NOT REQUIRE INSPECTION. IT MAY BE CONTROLLED ON THE INDIVIDUAL COMPONENT DRAWING.	TOTAL NO OF INSPECTIONS REQUIRED: 1	NO MISSING SYMBOL NUMBER
	LAST NO. USED: 1	

DWG STATUS					ZONE	REVISION HISTORY	AUTH	DR	APVD	APVD
DATE	STA	REL	N/P	CHG					1	2
040C10	R	01	-	-		12020599 - WAS SEPARATE DWG: 13842217 - RELEASED AND ADDED ADHESIVE NOTE	412134	KCR	JWF	RE

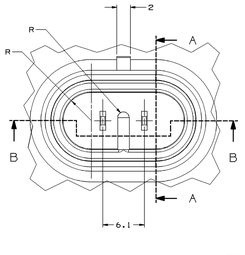

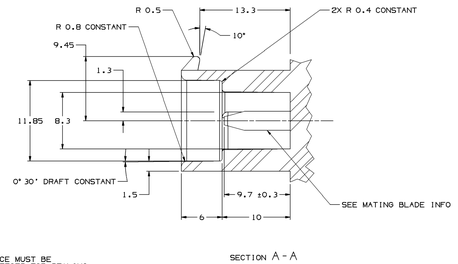

SECTION A-A

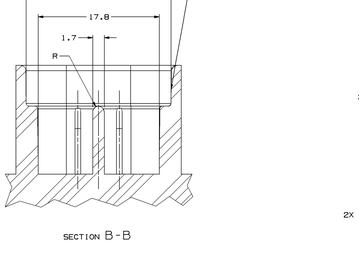

SECTION B-B

MATING PART

NOTES

1. UNLESS OTHERWISE SPECIFIED AND/OR INDICATED:

   DIMENSIONS ARE TO FACE OF VIEW SHOWN AND AUTOMATICALLY ROUNDED BY COMPUTER FOR INSPECTION (SEE MATH MODEL FOR PRECISE DIMENSIONS). FOR ALL OTHER DIMENSIONS NOT SHOWN BUT REQUIRED FOR TOOL BUILD, SEE MATH MODEL FOR PRECISE TOOL PATH DATA.

2. RECOMMENDED MATERIAL - GLASS FILLED NYLON OR POLYESTER

3. WHEN USING THIS INFORMATION FOR A NEW DESIGN, REQUEST THE LATEST COPY OF THIS PRINT FROM PACKARD ELECTRIC.

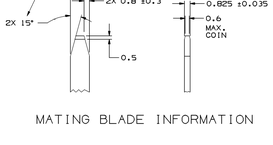

MATING BLADE INFORMATION

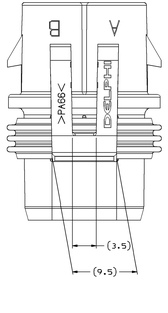

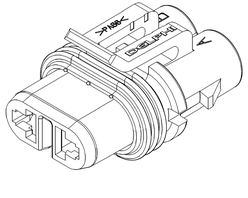

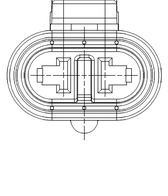

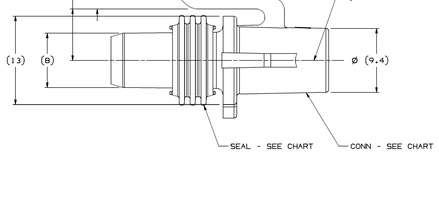

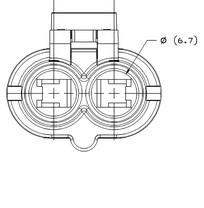

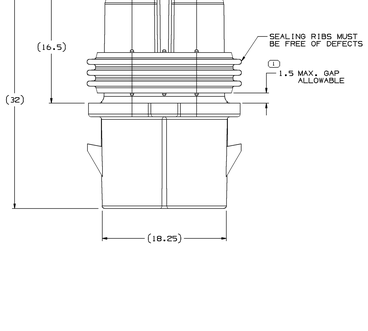

NOTES

1. UNLESS OTHERWISE SPECIFIED AND/OR INDICATED:

   DIMENSIONS ARE TO FACE OF VIEW SHOWN AND AUTOMATICALLY ROUNDED BY COMPUTER FOR INSPECTION (SEE MATH MODEL FOR PRECISE DIMENSIONS). FOR ALL OTHER DIMENSIONS NOT SHOWN BUT REQUIRED FOR TOOL BUILD, SEE MATH MODEL FOR PRECISE TOOL PATH DATA.

2. WHEN PARTS ARE SHIPPED THEY MUST BE PACKED IN PLASTIC BAGS OR SHIPPING CONTAINERS MUST BE LINED WITH PLASTIC LINERS. BAGS OR LINERS MUST BE SEALED TO AVOID FOREIGN MATTER.

3. SEALING CODE 3 - DESIGN WILL PASS SALT FOG AND IMMERSION TEST AFTER CONDITIONING AS SPECIFIED IN ESA-710 (METRI-PACK), WHEN MATED TO MATING PART OR EQUIVALENT

4. THIS PRODUCT IS NOT CATEGORIZED AS AN APPEARANCE ITEM. MINOR IMPERFECTIONS INCLUDING, BUT NOT LIMITED TO, FLOW MARKS, COLOR BLEMISHES, GATE VESTIGE, AND SOFT FLASH THAT DO NOT AFFECT THE FIT, FORM, OR FUNCTION OF THE PART ARE PERMISSIBLE PER DPNP-4.7-CS-01.

5. FOR PART NUMBER WITH ADHESIVE, USE M3510001 OR ADHESIVE APPROVED BY MATERIALS ENGINEERING TO GLUE CONNECTOR SEAL TO CONNECTOR.

6. FOR APPLICATION DATA SEE THE INDIVIDUAL APPLICATION DRAWINGS.

13842217	01	-	-	12020599	A5	-	-	12020808	12020818
PART NO WITH ADHESIVE	REV	N/P	STATUS	PART NO WITHOUT ADHESIVE	REV	N/P	STATUS	CONN BODY	CONN SEAL

DIMENSIONAL RANGES (MM)									
FROM	0	3	30	6	10	100	150	200	300
TO	3	30	6	10	100	150	200	300	400

TOLERANCE UNLESS OTHERWISE SPECIFIED						
±0.15	±0.2	±0.3	±0.4	±0.5	±0.8	±1	±1.2

DELPHI PACKARD ELECTRIC

(N/A) PROCESS SENSITIVE DIMENSION

DIMENSION ENCLOSED IN ( ) INDICATE REFERENCE DIMENSION, NO NC TOLERANCE LIMITS ARE ESTABLISHED

ALL DIMENSIONS ARE IN MILLIMETERS

THIRD ANGLE PROJECTION

DO NOT SCALE ON MATH DATA

DWG TYPE: PART DRAWING

STYLE

VOLUME (CM³)

SYSTEM CODE

UNLESS OTHERWISE SPECIFIED

THIS DOCUMENT IS IN ACCORDANCE WITH ASME Y14.5M-1994 AS INTERPRET BY THE IN GLOBAL DIMENSIONING AND TOLERANCING STANDARD. ALL DIMENSIONS AND TOLERANCES OF FEATURES ARE TO BE MADE INDEPENDENT OF OTHER FEATURES AND AS SHOWN INDIVIDUALLY PER-ASME-Y14.5M OF SYTEM REFERENCE.

ALL DIMENSIONS ARE IN MILLIMETERS

REFERENCE

		DATE
DR		
APVD1	ARIANNA CARRASCO	040C10
APVD2	J. VILLAMIL	040C10
APVD3	FAVIOLA RAMON	040C10
APVD4		
APVD5		

SUBSTANCES OF CONCERN AND RECYCLED CONTENT PER DELPHI (294900)

MATERIAL: SEE DRG

DRAWING NAME: TAXI ASM CONN 2 F M/P 280 SLD

DRAWING NUMBER: 13848893

SIZE	SCALE	TOTAL SHEETS	SHEET NO	TYPE	REL	N/P
A1x3	5:1	1 OF 2	1 OF 1	R	01	-

DRAWING NUMBER: 13848893

SIZE	SCALE	TOTAL SHEETS	SHEET NO	TYPE	REL	N/P
A1x3	5:1	2 OF 2	1 OF 1	R	01	-

13848893