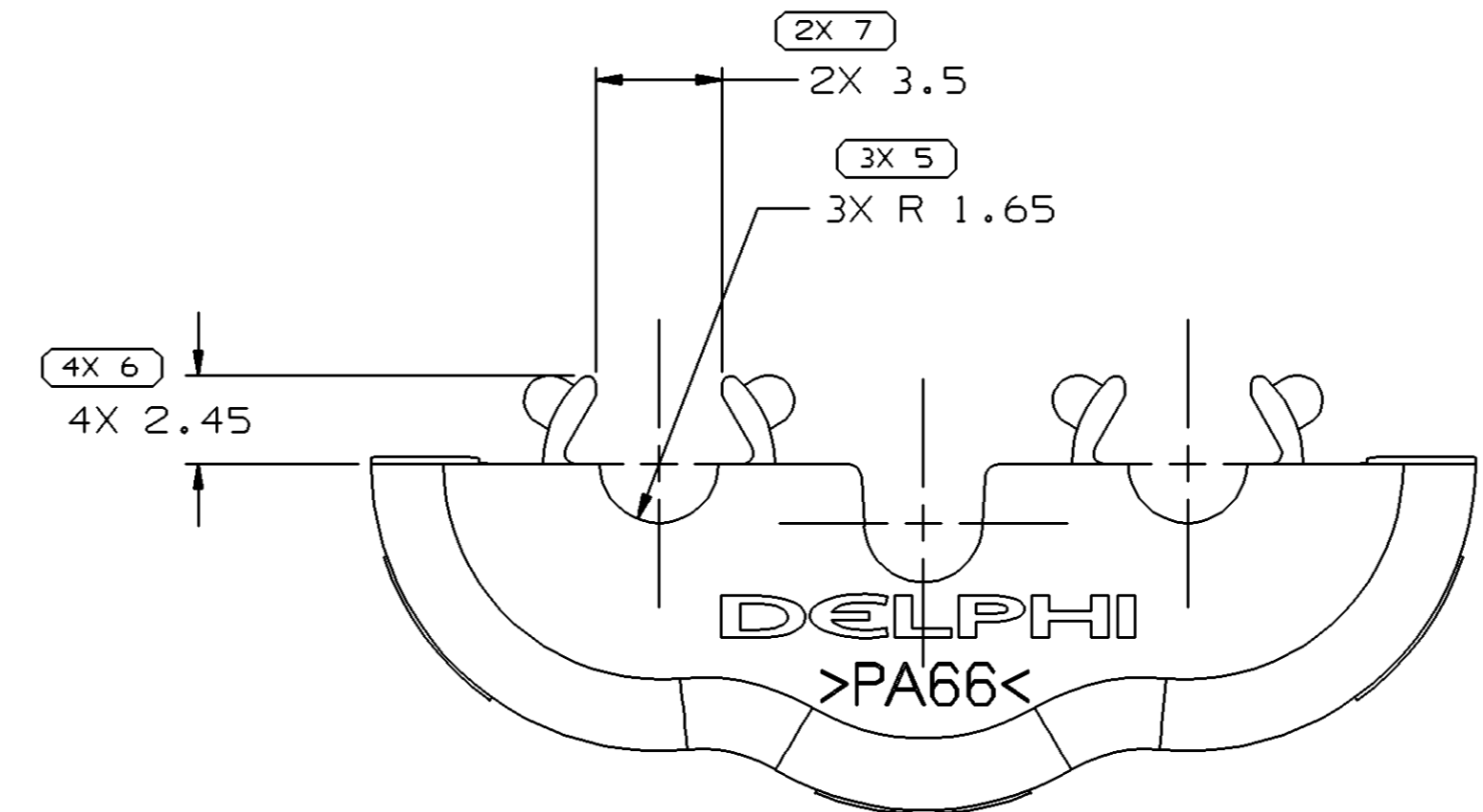
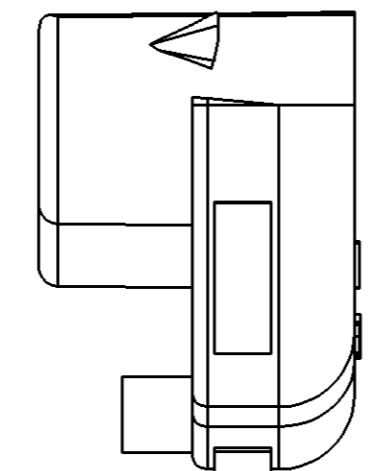
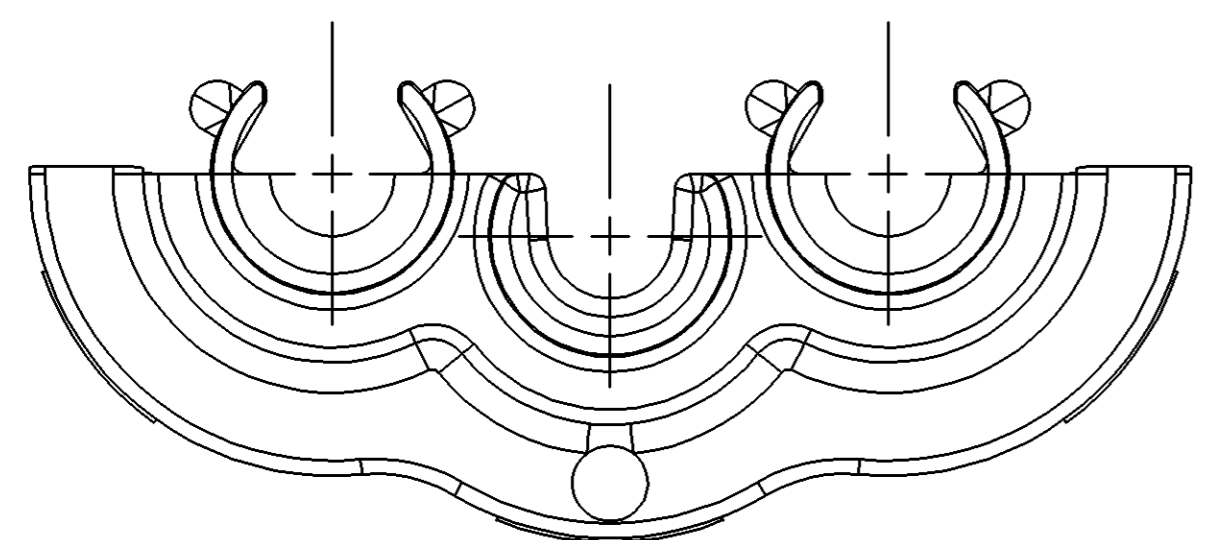
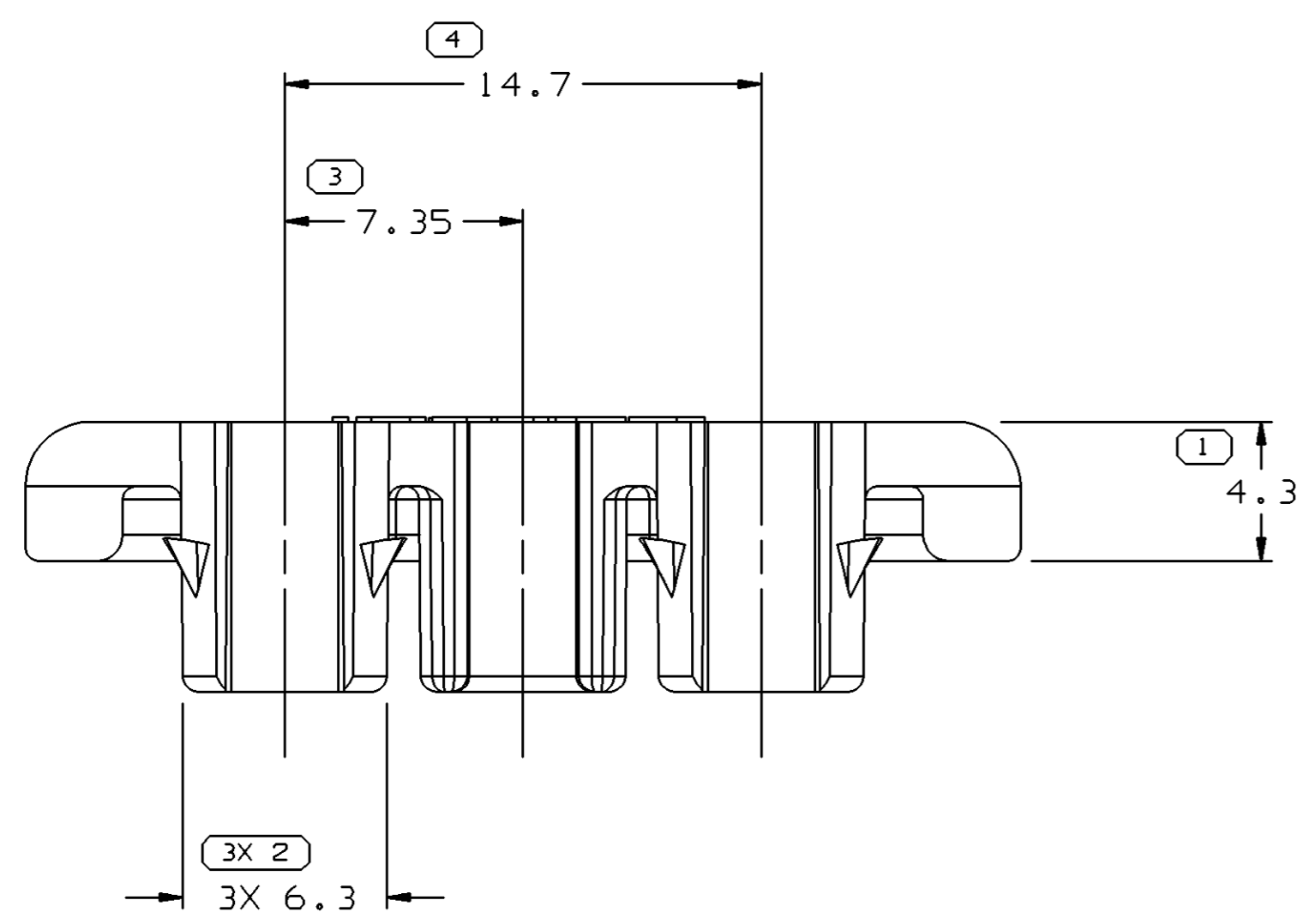
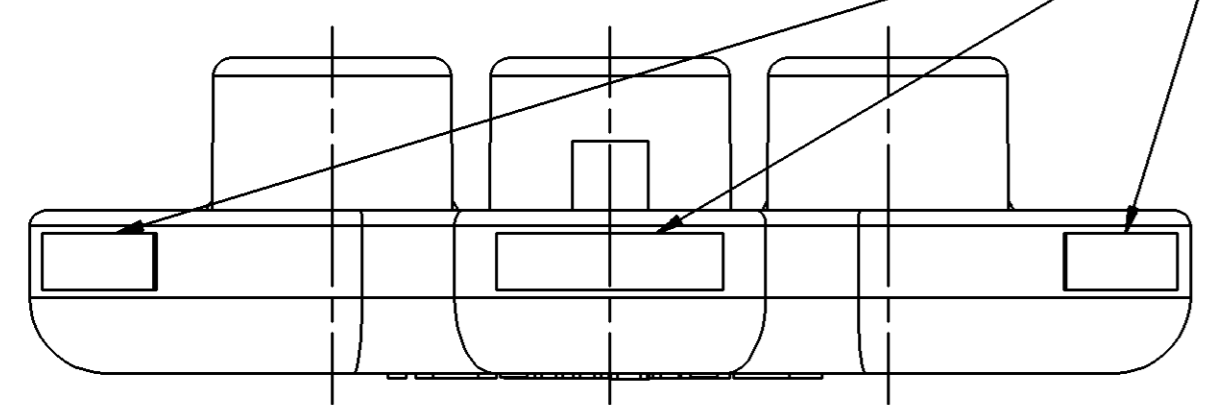


SYMBOL DEFINITION		MISSING SYMBOLS	
A DIMENSION WITHOUT AN INSPECTION REPORT SYMBOL () DOES NOT REQUIRE INSPECTION. IT MAY BE CONTROLLED ON THE INDIVIDUAL COMPONENT DRAWING.	TOTAL NO OF INSPECTIONS REQUIRED	NO MISSING SYMBOL NUMBER	16
	LAST NO. USED		8

DWG STATUS					ZONE	REVISION HISTORY			AUTH	DR	APVD1	APVD2	
DATE	STG	REV	N/P	CHG		CREATED PD							
15JL02	R	K1	-	-		227752	RH	RH	ET				
04SE02	R	I1	-	-						230155	EOV	EOV	RC
11MR05	R	I1	AA	-						265595	ECB	AUG	WTM
29MR05	R	L2	-	-						266255	JBD	FKV	WTM



8 PULL OUT RIB (0.1) HEIGHT ALLOWED IN THESE AREAS



NOTES

- UNLESS OTHERWISE SPECIFIED AND/OR INDICATED:
DIMENSIONS ARE TO FACE OF VIEW SHOWN AND AUTOMATICALLY ROUNDED BY COMPUTER FOR INSPECTION (SEE MATH MODEL FOR PRECISE DIMENSIONS). FOR ALL OTHER DIMENSIONS NOT SHOWN BUT REQUIRED FOR TOOL BUILD, SEE MATH MODEL FOR PRECISE TOOL PATH DATA.
- MATERIAL RECYCLING CODE PER ISO 11469. (1.18)X(0.1) CHARACTERS AS SHOWN TO BE LOCATED ON ANY EXTERIOR SURFACE. OPTIONAL CONSTRUCTION TO BE NO MATERIAL RECYCLING CODE.
- THIS PART IS NOT CONTROLLED FOR AUTOMATIC FEEDING.
- REFERENCE MATING COMPONENTS OR EQUIVALENT:
CONNECTOR 12048367, 12048368 & 12048369
- (1.18)X(0.1) RAISED DELPHI CORPORATE BRAND TO BE LOCATED ON ANY EXTERIOR SURFACE, PREFERABLY VISIBLE AT FINAL ASSEMBLY. OPTIONAL CONSTRUCTION TO BE "PED" OR NO LOGO.



DIMENSIONAL RANGE (MM)		CHART E1	
FROM	TO	TOLERANCE UNLESS OTHERWISE SPECIFIED	ANGULAR TOLERANCE ±2°
> 0	> 20	±0.15	
> 20	> 30	±0.2	
> 30	> 70	±0.3	
> 70	> 100	±0.4	
> 100	> 150	±0.5	
> 150	> 200	±0.6	
> 200	> 250	±0.8	
> 250	> 300	±1	
> 300	> 400	±1.2	

DWG TYPE PART DRAWING	
STYLE	
VOLUME (CM³) 0.951	DISTR CODE D
UNLESS OTHERWISE SPECIFIED THIS DOCUMENT IS IN ACCORDANCE WITH ASME Y14.5M-1994 AS AMENDED BY THE GM GLOBAL DIMENSIONING AND TOLERANCING ADDENDUM - 1997. ALL GEOMETRIC TOLERANCES AND RELATED DATUMS APPLY RFS. RULE #1 PERFECT FORM AT MMC DOES NOT APPLY WHEN RELATIONSHIP BETWEEN FEATURES IS ESTABLISHED BY ORIENTATION OR LOCATION TOLERANCES. SEPARATE POSITION CALLOUTS MAY BE GAGED SEPARATELY, REGARDLESS OF DATUM REFERENCE. ALL DIMENSIONS ARE IN MILLIMETERS	
THIRD ANGLE PROJECTION	
DO NOT SCALE	USE MATH DATA

DELPHI
DELPHI PACKARD ELECTRIC SYSTEMS
WARREN, OH

DR R. SEMINARA	DATE 05APB4
APVD1 R. HERMOSILLO	15JL02
APVD2 R. HERMOSILLO	15JL02
APVD3 E. TRACEY	16JL02
APVD4	
APVD5	

SUBSTANCES OF CONCERN AND RECYCLED CONTENT PER DELPHI 10949001

MATERIAL M3592012 PA66 HS 1M GRA LT

DRAWING NAME LOCK TPA M/P 280 GRA LT

DRAWING NUMBER 12048371

SIZE A1	SCALE 5:1	FRAME NO 1 OF 1	SHEET NO 1 OF 1	STG R	REV L2	N/P -
---------	-----------	-----------------	-----------------	-------	--------	-------