SYMBOL DEFINITION		MISSING SYMBOLS
A DIMENSION WITHOUT AN INSPECTION REPORT SYMBOL ( ) DOES NOT REQUIRE INSPECTION. IT MAY BE CONTROLLED ON THE INDIVIDUAL COMPONENT DRAWING.	TOTAL NO OF INSPECTIONS REQUIRED 16	NO MISSING SYMBOL NUMBER
	LAST NO. USED 12	

DWG STATUS DATE	STN	REV	N/P	CHG	ZONE	REVISION HISTORY	AUTH	DR	PP	CA	PV
21DE16	R	01	-	-	-	12052848 - WAS SEPARATE DRAWING; 25027669 - RELEASED PART DRAWING	435229	ESC	ESC	ERG	
18APL7	R	02	-	-	-	25027669 - BOM WAS 12052846 & 12092601 AND UPDATED PART AVAILABILITY	436336	DLB	DLB	DLB	HP

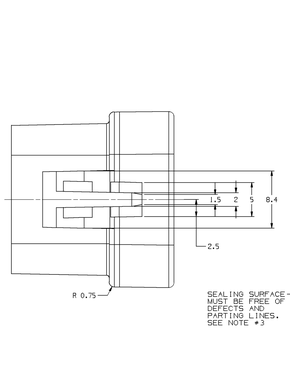

SECTION B-B

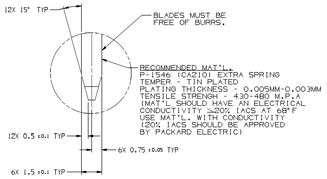

DETAIL C
SCALE 10:1

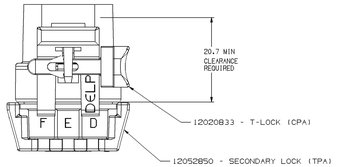

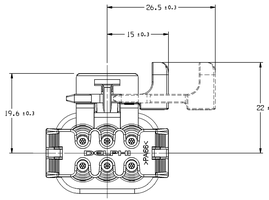

SCALE 3:1
AUXILIAR ASSEMBLY VIEW

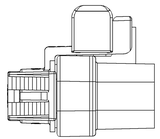

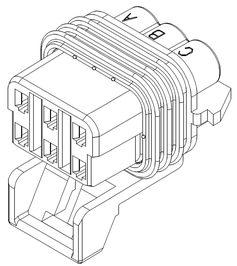

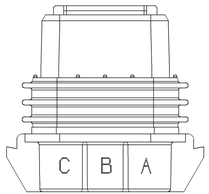

DETAIL D
SCALE 10:1

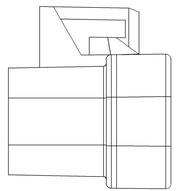

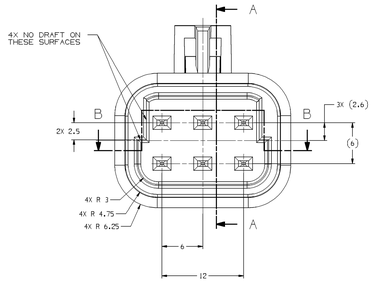

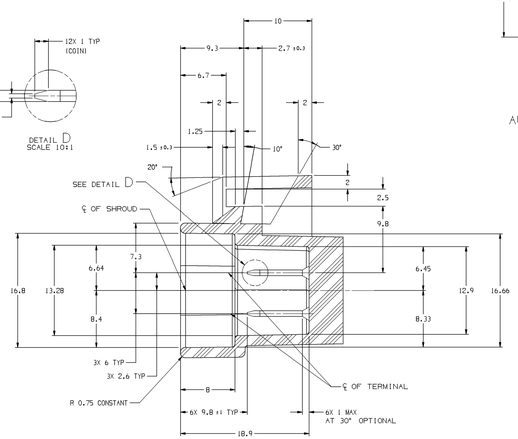

SECTION A-A

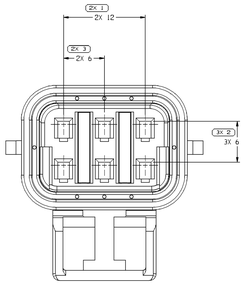

TYPE 101

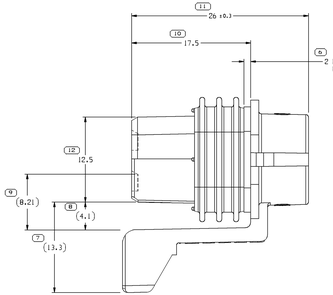

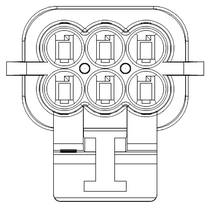

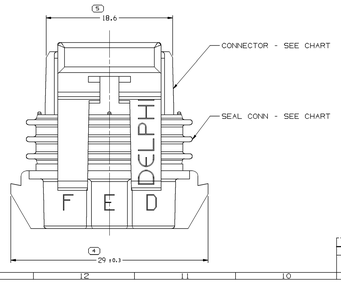

MATING CONNECTOR INFORMATION

RECOMMENDED MAT'L - GLASS REINFORCED NYLON OR POLYESTER.

NOTES

1. WHEN USING THIS INFORMATION FOR A NEW DESIGN, REQUEST THE LATEST COPY OF THIS PRINT FROM PACKARD ELECTRIC DIVISION.
2. ALL RADII 0.4, UNLESS OTHERWISE SPECIFIED.
3. THIS SURFACE IS "CRITICAL" FOR PART FUNCTION. ALSO, ALL THREE PLACE DIMENSIONS ARE "CRITICAL".
4. THE SHAPE OF THE SHROUD AND LOCK ARE REPRESENTATIVE. VARIATIONS FOR ADAPTING THE SHROUD FOR SPECIFIC DEVICES AND/OR MOLDING METHODS ARE PERMITTED AS LONG AS FUNCTION IS MAINTAINED.

NOTES

1. UNLESS OTHERWISE SPECIFIED AND/OR INDICATED:

   DIMENSIONS ARE TO FACE OF VIEW SHOWN AND AUTOMATICALLY ROUNDED BY COMPUTER FOR INSPECTION (SEE MATH MODEL FOR PRECISE DIMENSIONS). FOR ALL OTHER DIMENSIONS NOT SHOWN BUT REQUIRED FOR TOOL BUILD, SEE MATH MODEL FOR PRECISE TOOL PATH DATA.

2. WHEN PARTS ARE SHIPPED THEY MUST BE PACKED IN PLASTIC BAGS OR SHIPPING CONTAINERS MUST BE LINED WITH PLASTIC LINERS. BAGS OR LINERS MUST BE SEALED TO AVOID FOREIGN MATTER.
3. SEALING CODE 3 - DESIGN WILL PASS SALT FOG AND IMMERSION TEST AFTER CONDITIONING AS SPECIFIED IN: ESA-644 (WEATHER-PACK), ESA-710 (METRI-PACK), ESA-650 (UNDERHOOD MICRO-PACK), C-4006 (WORLD CONNECTOR), ETC WHEN MATED TO MATING PART OR EQUIVALENT
4. REFERENCE MATING COMPONENTS OR EQUIVALENT:

   CONNECTOR 12124107

5. THIS PART ACCEPTS THE FOLLOWING COMPONENTS OR EQUIVALENT:

   TERMINAL 12048074
   SECONDARY LOCK 12052850
   MAX CABLE O.D. 2.8MM.
   CABLE SEAL 12048086
   CONNECTOR POSITION ASSURANCE LOCK 12020833

25027669	01	AA	102	-	-	M3510001	12052848	
12052848	C1	-	101	12052846	12092601	-	-	
PART NO	REV	N/P	TYPE	CONNECTOR	SEAL CONN	ADHESIVE	ASM CONN	

DIMENSIONAL RANGE (MM)								
FROM	0.0	3	30	6	120	10	315	250
TO	3	6	6	30	315	250	400	400
TOLERANCE UNLESS OTHERWISE SPECIFIED								
±0.15	±0.2	±0.3	±0.4	±0.5	±0.8	±1	±1.2	±2

DELPHI PACKARD ELECTRICAL/ELECTRONIC ARCHITECTURE

COPYRIGHT DATA DELPHI CORPORATION AND/OR ITS AFFILIATES. ALL RIGHTS RESERVED.

THIS DRAWING IS THE PROPERTY OF DELPHI CORPORATION OR ITS AFFILIATES. IT MAY NOT BE REPRODUCED OR DISTRIBUTED TO COMPETITORS OR ANYONE ELSE WITHOUT PERMISSION. ANY USE OF THIS DRAWING OR ITS CONTENTS FOR ANY PURPOSE OTHER THAN THE PURPOSE FOR WHICH IT WAS ORIGINALLY PROVIDED IS PROHIBITED. WITHOUT EXPRESS AUTHORIZATION, IS PROHIBITED.

DR	EDUARDO SENA	21DE16
PP-01	EDUARDO SENA	21DE16
PP-02	EDUARDO RENATO	23JE16
PP-03		
PP-04		
PP-05		

SUBSTANCES OF CONCERN AND RECYCLED CONTENT PER DELPHI (29490)

DRAWING NAME: TAXI ASM CONN M/P 150

DRAWING NUMBER: 35039194

SIZE	SCALE	SHEET	REV	N/P
A1x3	5:1	1 OF 2	R	02 -

PROCESS SENSITIVE DIMENSION

DIMENSION ENCLOSED IN ( ) INDICATE REFERENCE DIMENSION, AND NO TOLERANCE LIMITS ARE ESTABLISHED

THIRD ANGLE PROJECTION

DO NOT SCALE

USE MATH DATA

NX

PROPRIETARY TO DELPHI PACKARD ELECTRIC

DRAWING NUMBER 35039194
SIZE A1x3 SCALE 5:1 SHEET 1 OF 2 REV R N/P 02 -

35039194