SYMBOL DEFINITION		MISSING SYMBOLS
A DIMENSION WITHOUT AN INSPECTION REPORT SYMBOL DOES NOT REQUIRE INSPECTION. IT MAY BE CONTROLLED ON THE INDIVIDUAL COMPONENT DRAWING.	TOTAL NO OF INSPECTIONS REQUIRED: 2	NO MISSING SYMBOL NUMBER
	LAST NO. USED: 2	

REVISION HISTORY											
DATE	STATUS	SHEET	PLATE	ZONE				AUTH	DR	PRODUCT
01.12.98	R	04	-	-	CLEARED REVISION COLUMN; ALL PARTS - CORRECTED TOLERANCE ON WITHE BLADE THICKNESS			257094	M.J.W.	W.DEAN
22.6.99	R	05	-	-	1P.92132 - RELEASED			D4987A	M.J.W.	R.A.C.
18MAY07	R	06	-	-	ALL PARTS - ADDED TWO OPTIONAL CONSTRUCTION VIEWS; REVISED PREFERRED CONSTRUCTION VIEW AND INSPECTION SYMBOLS			401.382	RH	RH DON
11DEC07	R	07	-	-	ALL PARTS - COLUMN DESCRIPTION CONNECTOR BODY P/N WITHE CONNECTOR			403873	ES	ES DON
29AUG08	R	08	-	-	12129944 - REVISED GRAPHICS			404853	FR	DGR DGR
29DEC10	R	09	-	-	1R38137 - RELEASED			413918	JE	DGR DGR
28APR11	R	10	-	-	1R8R166 - RELEASED			413374	DGR	DGR DGR

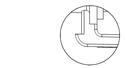

DETAIL Y
SCALE 6:1

TYPE 102 & 103
SAME AS TYPE 101
EXCEPT AS SHOWN
2X-TYP

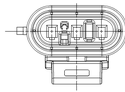

TYPE 102
SAME AS TYPE 101
EXCEPT AS SHOWN

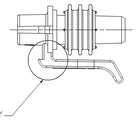

SEE DETAIL Y

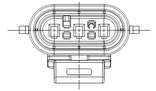

TYPE 103
SAME AS TYPE 101
EXCEPT AS SHOWN

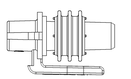

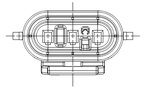

TYPE 104
SAME AS TYPE 101
EXCEPT AS SHOWN

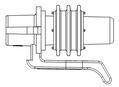

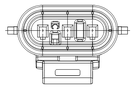

TYPE 105
SAME AS TYPE 102
EXCEPT AS SHOWN

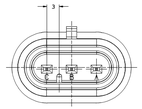

TYPE 103
SAME AS TYPE 101
EXCEPT AS SHOWN

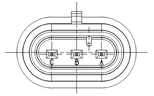

TYPE 104
SAME AS TYPE 101
EXCEPT AS SHOWN

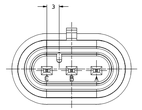

TYPE 102
SAME AS TYPE 101
EXCEPT AS SHOWN

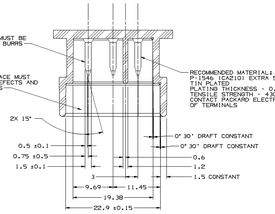

SECTION A-A

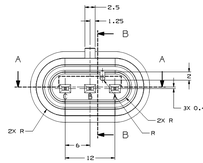

TYPE 101

NOTES
1. WHEN USING THIS INFORMATION FOR A NEW DESIGN, REQUEST THE LATEST COPY OF THIS PRINT FROM DELPHI PACKARD ELECTRIC DIVISION.

MATING CONNECTOR INFORMATION

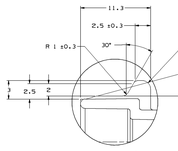

DETAIL C
OPTIONAL CONSTRUCTION I
SCALE 6:1

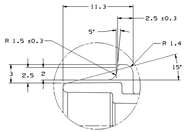

DETAIL C
OPTIONAL CONSTRUCTION II
SCALE 6:1

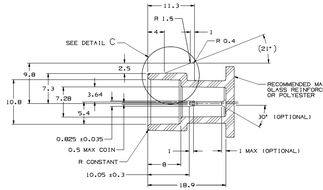

SECTION B-B
PREFERRED CONSTRUCTION

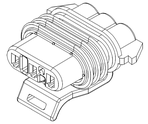

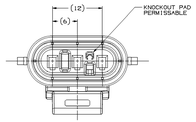

TYPE 101

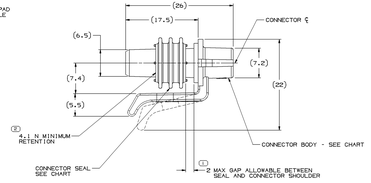

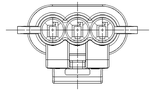

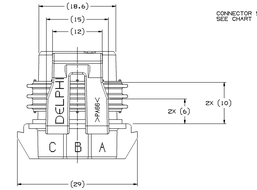

NOTES

1. UNLESS OTHERWISE SPECIFIED AND/OR INDICATED:
   DIMENSIONS ARE TO FACE OF VIEW SHOWN AND PERPENDICULAR TO PLANE OF VIEW SHOWN. INSPECTION USE MATH MODEL FOR PRECISE DIMENSIONS; FOR ALL OTHER DIMENSIONS NOT SHOWN BUT REQUIRED FOR TOOL BUILD, SEE MATH MODEL FOR PRECISE TOOL PATH DATA.
2. WHEN PARTS ARE SHIPPED THEY MUST BE PACKED IN PLASTIC BAGS OR SHIPPING CONTAINERS MUST BE LINED WITH PLASTIC LINERS. BAGS OR LINERS MUST BE SEALED TO AVOID FOREIGN MATTER.
3. DESIGN WILL PASS SALT FOG AND IMMERSION TEST AFTER CONDITIONING AS SPECIFIED IN ESA-710 (METRI-PACK).
4. THIS PRODUCT IS NOT CATEGORIZED AS AN APPEARANCE ITEM. MINOR IMPERFECTIONS INCLUDING, BUT NOT LIMITED TO, FLOW MARKS, COLOR BLEMISHES, GATE VESTIGE, AND SOFT FLASH THAT DO NOT AFFECT THE FIT, FORM, OR FUNCTION OF THE PART ARE PERMISSIBLE PER DPNP-4.7-CS-01.
5. FOR PART NUMBER WITH ADHESIVE: USE M3510001 OR ADHESIVE APPROVED BY MATERIALS ENGINEERING TO GLUE CONNECTOR SEAL TO CONNECTOR.
6. FOR APPLICATION DATA SEE THE INDIVIDUAL APPLICATION DRAWINGS.

			1R8R166	01	INACTIVE	102		1R6R105	SRA		12052842		PPL
			1P.92132	01	AB	105		1P.92131	BLK		12052842		PPL
			15.944447	01	AD	104		15.944446	BLK		12052842		PPL
			15.924105	A4	-	101		15.924036	NAT		12052842		PPL
			12186975	A5	-	101		12059596	BLK		12052842		WHT
			12146121	B6	-	103		12146120	BRN		12052842		PPL
	2R38137	01	-	12129946	A7	102		12129945	GRA		12052842		PPL
	12186687	A4	-	12059595	F8	-		12059596	BLK		12052842		PPL
	PART NO WITH ADHESIVE	REV	N/P	STATUS	PART NO WITHOUT ADHESIVE	REV	N/P	STATUS	TYPE	CONNECTOR BODY	CONNECTOR COLOR	CONNECTOR SEAL	CONNECTOR SEAL COLOR

DRAWING TITLE
TAXI ASM CONN F W/P 150 SLD

DRAWING NUMBER
12129958

SIZE	SCALE	SHEET	OF	SHEET	OF	REV	UP
A1x4	4:1	2	OF	2	1	R	10

DELPHI
DELPHI PACKARD ELECTRICAL/ELECTRONIC ARCHITECTURE
WARREN, OH

PART DRAWING

UNLESS OTHERWISE SPECIFIED
THIS DRAWING IS A DELPHI PACKARD ELECTRIC SYSTEMS DRAWING AND CONTAINS INFORMATION PROPRIETARY TO DELPHI PACKARD ELECTRIC SYSTEMS. ANY REPRODUCTION IS STRICTLY PROHIBITED.

ALL DIMENSIONS ARE IN MILLIMETERS

CAGE CODE: PROCESS SENSITIVE DIMENSION
REFERENCE
DIMENSION ENCLOSED IN A TRIANGLE IS A CRITICAL DIMENSION FOR PROCESS CONTROL

MANUFACTURING TITLE: TAXI ASM CONN F W/P 150 SLD
DATE: 2011-04-28
TOL: ± .25 ± .13 ± .05 ± .76 ± .38 ± .13 ± .08 ± .05 ± .02 ± .01
ANGLES: ± 2° ± 1° ± 0.5° ± 0.25° ± 0.13° ± 0.08° ± 0.05° ± 0.02° ± 0.01°
FINISH: ALL PARTS TO BE CLEAN AND FREE OF FOREIGN MATTER
MATERIAL: SEE PART DRAWING

THIRD ANGLE PROJECTION

DO NOT SCALE DRAWING

UNLESS OTHERWISE SPECIFIED
SURFACE FINISH: 125 µin
DEBURR ALL EDGES

DELPHI

DRAWING TITLE
TAXI ASM CONN F W/P 150 SLD

DRAWING NUMBER
12129958

SIZE	SCALE	SHEET	OF	SHEET	OF	REV	UP
A1x4	4:1	2	OF	2	1	R	10

12129958