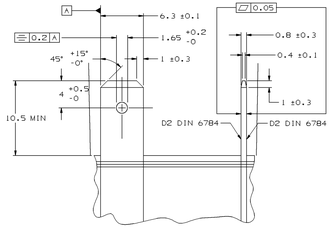

RECOMMENDED BLADE MATERIAL - MALE BLADE MATERIAL SHOULD HAVE AN ELECTRICAL CONDUCTIVITY ≥ 20% IACS AT 68°F. USE OF A MATERIAL WITH CONDUCTIVITY < 20% IACS SHOULD BE APPROVED BY PACKARD ELECTRIC.

MATING BLADE INFORMATION

SCALE 5:1

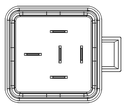

OPTIONAL CONSTRUCTION

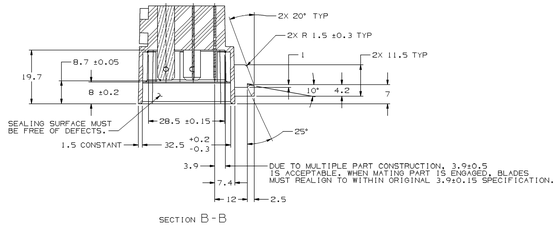

SECTION B-B

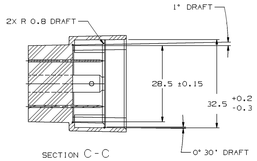

SECTION C-C

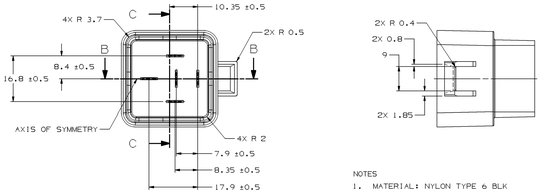

MATING CONNECTOR INFORMATION

NOTES

1. MATERIAL: NYLON TYPE 6 BLK

SYMBOL DEFINITION		MISSING SYMBOLS
A DIMENSION WITHOUT AN INSPECTION REPORT SYMBOL ( ) DOES NOT REQUIRE INSPECTION. IT MAY BE CONTROLLED ON THE INDIVIDUAL COMPONENT DRAWING.	TOTAL NO OF INSPECTIONS REQUIRED: 42	1
	LAST NO. USED: 28	

DRG STATUS					ZONE	REVISION HISTORY	AUTH	DR	APVD 1	APVD 2
DATE	STN	REV	N/P	CHG						
05JL02	R	02	-	-	-	CLEARED PEV COLUMN1 (12065685, 8b - REMOVED ADHESIVE AND REVISED CONN SEAL	220557	RH	RH	JR
15AU02	R	03	-	-	-	(12065685,8b- ADDED NOTE 8, REMOVED LABEL AND REVISED CHART	228565	JOS	RDH	JR
18AU06	R	04	-	-	-	13596973 - RELEASED	283217	KMB	KMB	JOS
04AU06	R	05	-	-	-	13596973 - REVISED GRAPHICS	286509	JTV	KMB	JOS
10JA07	R	06	-	-	-	13596973 - CONN SEAL WAS 12065663	400571	MDH	JAA	JOS
07MY07	R	07	-	-	-	13646876 - RELEASED	401297	PCP	PCP	SVN
11MD11	R	08	-	-	-	13925496 & 13927872 - RELEASED AS INACTIVE	416030	JHP	MR	JHP
12APR12	R	09	-	-	-	ALL PARTS - UPDATED PDM ATTRIBUTES	417339	JDM	JAA	JHP
03JA14	R	10	-	-	-	ALL ACTIVE PARTS - ADDED LUBEWELL LUBRICANT NOTE	424997	JVR	JVM	VBM
22SE15	R	11				12066034 - OBSOLETE	430641	NRM	JAA	FL

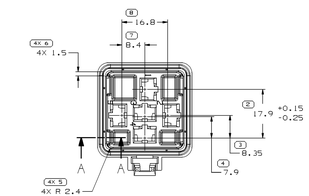

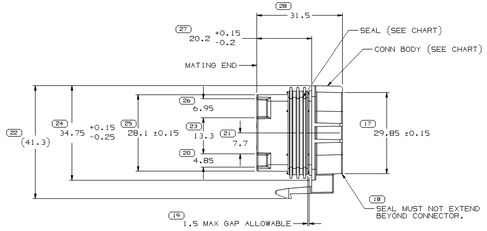

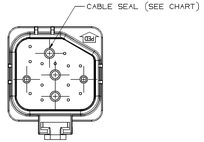

TYPE 101

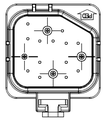

TYPE 102
SAME AS TYPE 101
EXCEPT AS SHOWN

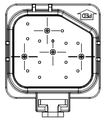

TYPE 103
SAME AS TYPE 101
EXCEPT AS SHOWN

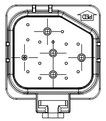

TYPE 104
SAME AS TYPE 101
EXCEPT AS SHOWN

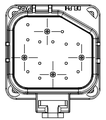

TYPE 105
SAME AS TYPE 101
EXCEPT AS SHOWN

13927872	01	AA	105	13927868	13925495	12066028 (4 WAY-TAN)		SEE NOTE 8
13925496	01	AA	102	12065662	12065663	12066028 (4 WAY-TAN)		SEE NOTE 8
13646876	01	AB	102	12065662	15409460	13646875 (4 WAY-ORN)		SEE NOTE 8
13596973	02	AC	104	12065662	15409460	13596972 (5 WAY-BLU)		SEE NOTE 8
15326224	A2	-	101	12065662	12065663	15326183 (5 WAY-TAN)		-
12186644	A2	-	101	12065662	12065663	12186643 (5 WAY-PNK)		-
12191236	A2	-	101	12065662	12065663	12191130 (5 WAY-PPL)		-
12124143	A2	-	101	12065662	12065663	12124142 (5 WAY-LT GRN)		-
12092605	D2	-	103	12065662	12065663	12092604 (5 WAY-ORN)		-
12084416	C	-	102		12065663	12084415 (4 WAY-BLU)		-
12077993	D2	-	101	12065662	12065663	12077994 (5 WAY-BRT RED)		-
12077991	D2	-	102	12065662	12065663	12084103 (4 WAY-WHT)		-
12066035	D2	-	101	12065662	12065663	12066030 (5 WAY-YEL)		-
12066034	D3	-	102	12065662	12065663	12066029 (4 WAY-PPL)		-
12066033	D2	-	102	12065662	12065663	12066028 (4 WAY-TAN)		-
12066032	C	-	102	12065662	12065663	12066027 (4 WAY-ORN)		-
12066031	C	-	102	12065662	12065663	12066026 (4 WAY-BLU)		-
12065971	D2	-	102	12065662	12065663	12065970 (4 WAY-RED)		-
12065686	D6	AC	102	12065662	15409460	15383475 (4 WAY-BLU)		SEE NOTE 8
12065685	D5	AC	101	12065662	15409460	12065683 (5 WAY-GRN)		SEE NOTE 8
PART NO	REV	N/P	TYPE	CONN BODY	CONN SEAL	CABLE SEAL		SPECIAL NOTES

NOTES

1. UNLESS OTHERWISE SPECIFIED AND/OR INDICATED:

   DIMENSIONS ARE TO FACE OF VIEW SHOWN AND AUTOMATICALLY ROUNDED BY COMPUTER FOR INSPECTION (SEE MATH MODEL FOR PRECISE DIMENSIONS). FOR ALL OTHER DIMENSIONS NOT SHOWN BUT REQUIRED FOR TOOL BUILD, SEE MATH MODEL FOR PRECISE TOOL PATH DATA. SYMMETRICAL ABOUT CENTERLINE.

2. SEALING CODE 2 - DESIGN WILL PASS SALT FOG TEST AFTER CONDITIONING AS SPECIFIED IN ESA-644 (WEATHER-PACK), ESA-710 (METRIC-PACK), ESA-650 (UNDERHOOD MICRO-PACK), C-4006 (WORLD CONNECTOR), ETC WHEN MATED TO MATING PART OR EQUIVALENT.

3. MATING PART AS SHOWN.

4. FOR LEAD LENGTH CALCULATIONS, DISTANCE FROM MATING END OF CONNECTOR TO FRONT OF CABLE CORE IS 15.05/11.65

5. WHEN PARTS ARE SHIPPED, THEY MUST BE PACKED IN PLASTIC BAGS OR SHIPPING CONTAINERS MUST BE LINED WITH PLASTIC LINERS. BAGS OR LINERS MUST BE SEALED TO AVOID ENTRY OF FOREIGN MATTER.

6. CROSS REFERENCE:

1	30
2	85
3	87A
4	87
5	86
CONN CAVITY INDEX NO	RELAY CIRCUIT NO

7. FOR APPLICATION DATA SEE THE INDIVIDUAL APPLICATION DRAWINGS.

8. NO PROCESSING OIL ALLOWED TO BE ADDED TO AID IN THE APPLICATION OF THE SEAL TO THE CONNECTOR.

9. THIS PRODUCT IS NOT CATEGORIZED AS AN APPEARANCE ITEM. MINOR IMPERFECTIONS INCLUDING, BUT NOT LIMITED TO, FLOW MARKS, COLOR BLEMISHES, GATE VESTIGE, AND SOFT FLASH THAT DO NOT AFFECT THE FIT, FORM, OR FUNCTION OF THE PART ARE PERMISSIBLE PER DPNP-4.7-CS-01.

10. 5-60-T LUBEWELL LUBRICANT CAN BE USED AS AN AUXILIARY SUPPORT ON THE CABLE INSTALLATION PROCESS.

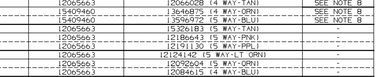

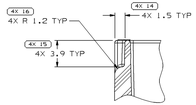

SECTION A-A
SCALE 5:1

DRAWING NUMBER							
12065665							
SIZE	SCALE	FORMAT	SHEET NO	SHEET NO	REV	N/P	
A1x3	2:1	2 OF 2	1 OF 4	R	11	-	

DELPHI

DELPHI CORPORATION
TROY, MI 48098

COPYRIGHT 1998 DELPHI CORPORATION ALL OR ITS AFFILIATES. ALL RIGHTS RESERVED.

THIS DRAWING IS THE PROPERTY OF DELPHI CORPORATION OR ITS AFFILIATES. IT MAY NOT BE REPRODUCED OR DISCLOSED TO ANY OTHER PARTY WITHOUT THE EXPRESS WRITTEN AUTHORIZATION OF DELPHI CORPORATION OR ITS AFFILIATES. IN THE EVENT OF UNAUTHORIZED USE OR DISCLOSURE, LEGAL ACTION WILL BE TAKEN. STRICT EXPRESS AUTHORIZATION IS PROHIBITED.

		DATE
DR		
APVDR G. FERRANCE	01MY98a	
APVDR K. GRIZENA	05MY98a	
APVDR A. WINIYARD	05MY98a	
APVD4		
APVD5		

SUBSTANCES OF CONCERN AND RECYCLED CONTENT PER DELPHI (29P600)

DRAWING TYPE: PART DRAWING

STYLE

VOLUME CONT | SYSTEM CODE

UNLESS OTHERWISE SPECIFIED

THIS DOCUMENT IS IN ACCORDANCE WITH ASME Y14.5M-1994 AS CHANGED BY DELPHI STANDARDS OR ANSI/ASME Y14.5M-1994 AS CHANGED BY DELPHI STANDARDS AND RELATED SYSTEMS WHEN APPLICABLE. ALL DIMENSIONS ARE TO BE MEASURED AT 68°F (20°C) UNLESS OTHERWISE SPECIFIED. TO DETERMINE THE APPLICATION OF DEVIATION TOLERANCES, DIMENSIONS ARE TO BE CONSIDERED AS BASIC DIMENSIONS. REFERENCE DIMENSIONS ARE BASED SEPARATELY. ALL DIMENSIONS ARE IN MILLIMETERS

REFERENCE

GENERAL RADII (MM)								
FROM	0	2	30	75	150	250	500	1000
TO	2	30	75	150	250	500	1000	2000
CHAMFER	0.5	1	2	3	4	5	6	8

TOLERANCE UNLESS OTHERWISE SPECIFIED					
ANGLES	±0.5°	±1°	±2°	±5°	±10°
DECIMAL PLACES	1	2	3	4	5
TOLERANCE	±0.1	±0.05	±0.02	±0.01	±0.005

DIMENSIONS ENCLOSED IN ( ) INDICATE REFERENCE DIMENSION, NO NO TOLERANCE LIMITS ARE ESTABLISHED

(14) PROCESS SENSITIVE DIMENSION

THIRD ANGLE PROJECTION

DO NOT SCALE

USE MATH DATA

NX

DRAWING TITLE: TAXI ASM CONN F M/P 630 SLD

SIZE: CHART

DRAWING NAME: TAXI ASM CONN F M/P 630 SLD

DRAWING NUMBER							
12065665							
SIZE	SCALE	FORMAT	SHEET NO	SHEET NO	REV	N/P	
A1x3	2:1	2 OF 2	1 OF 1	R	11	-	

12065665