
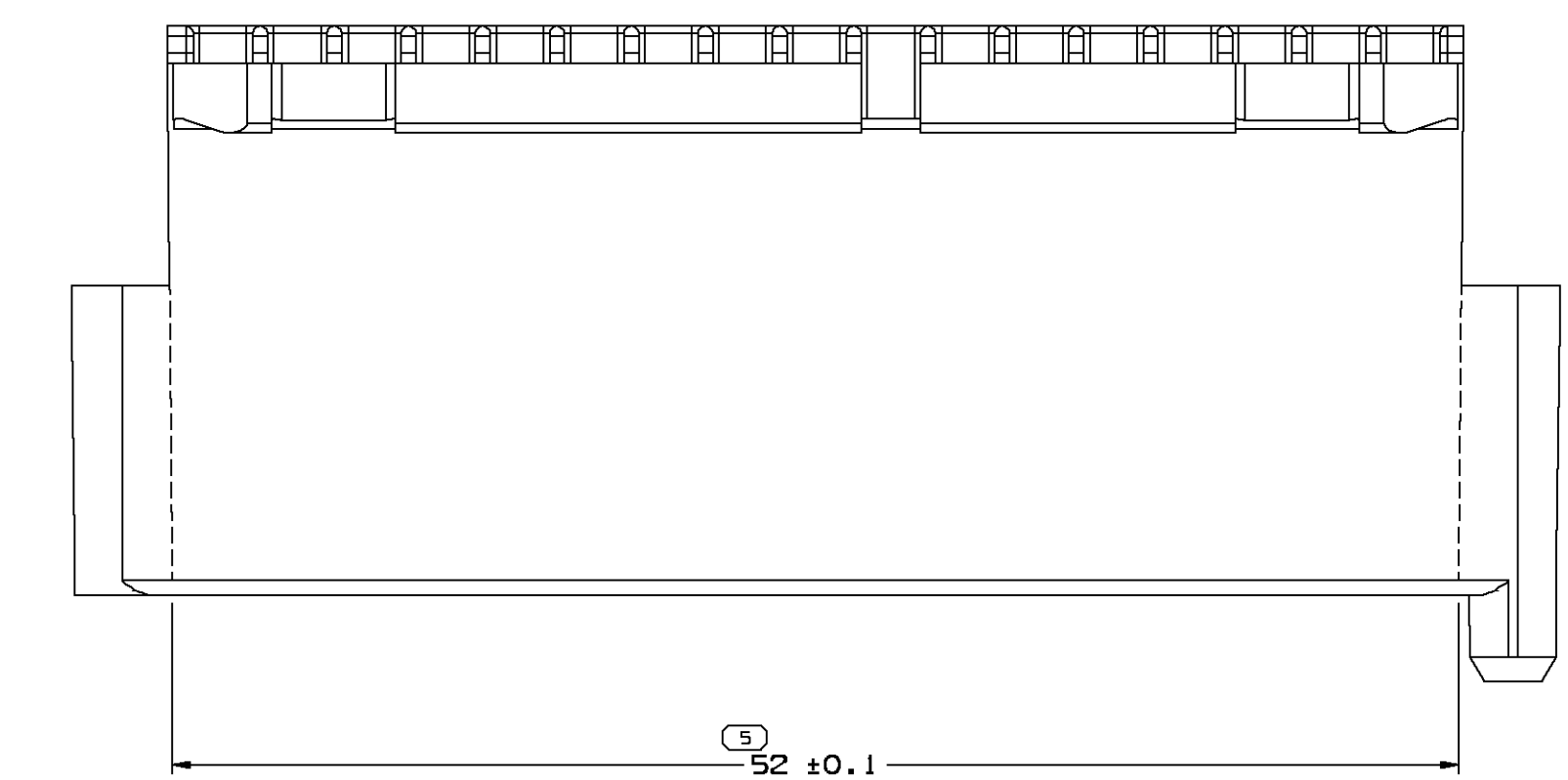
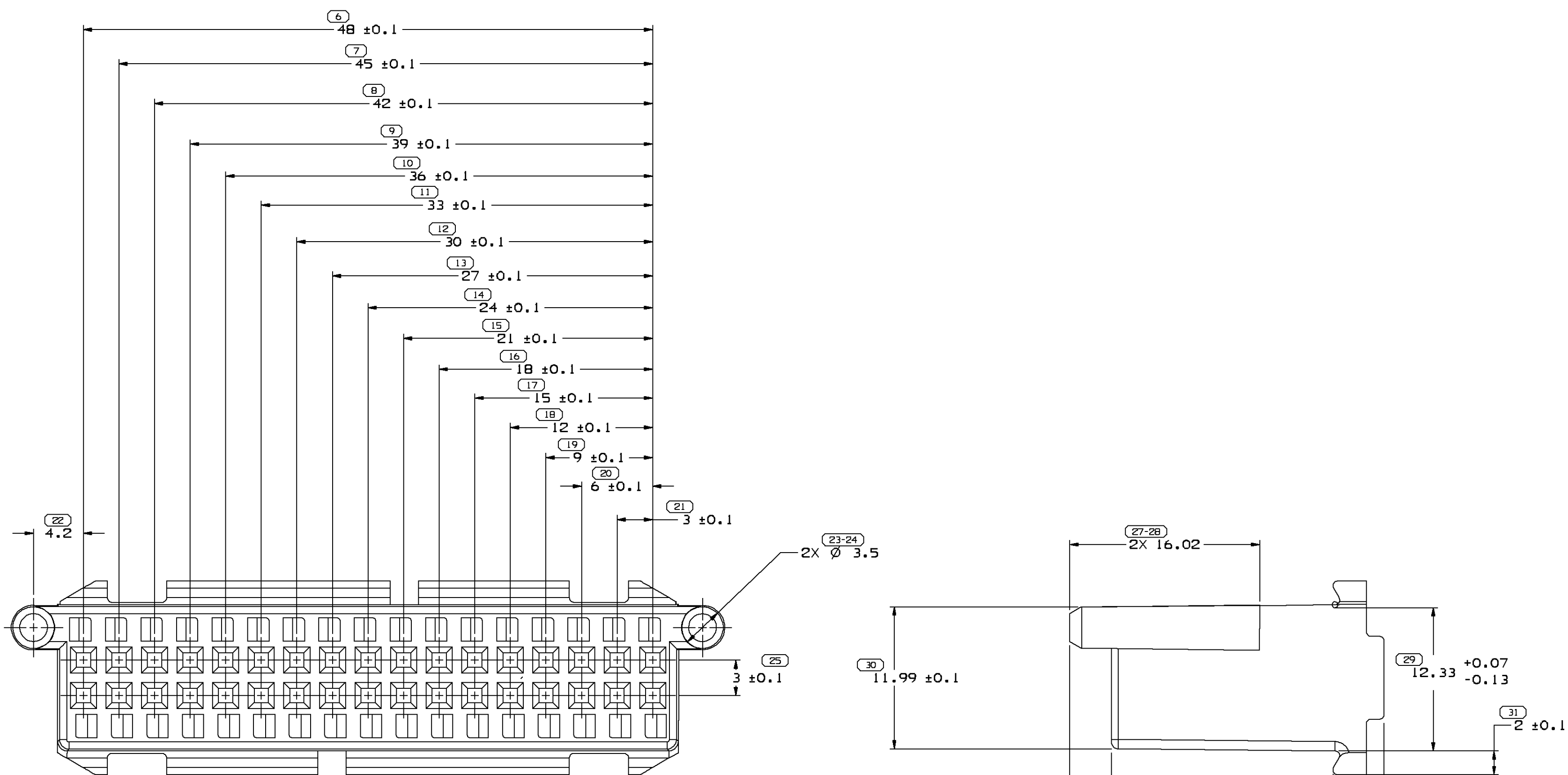


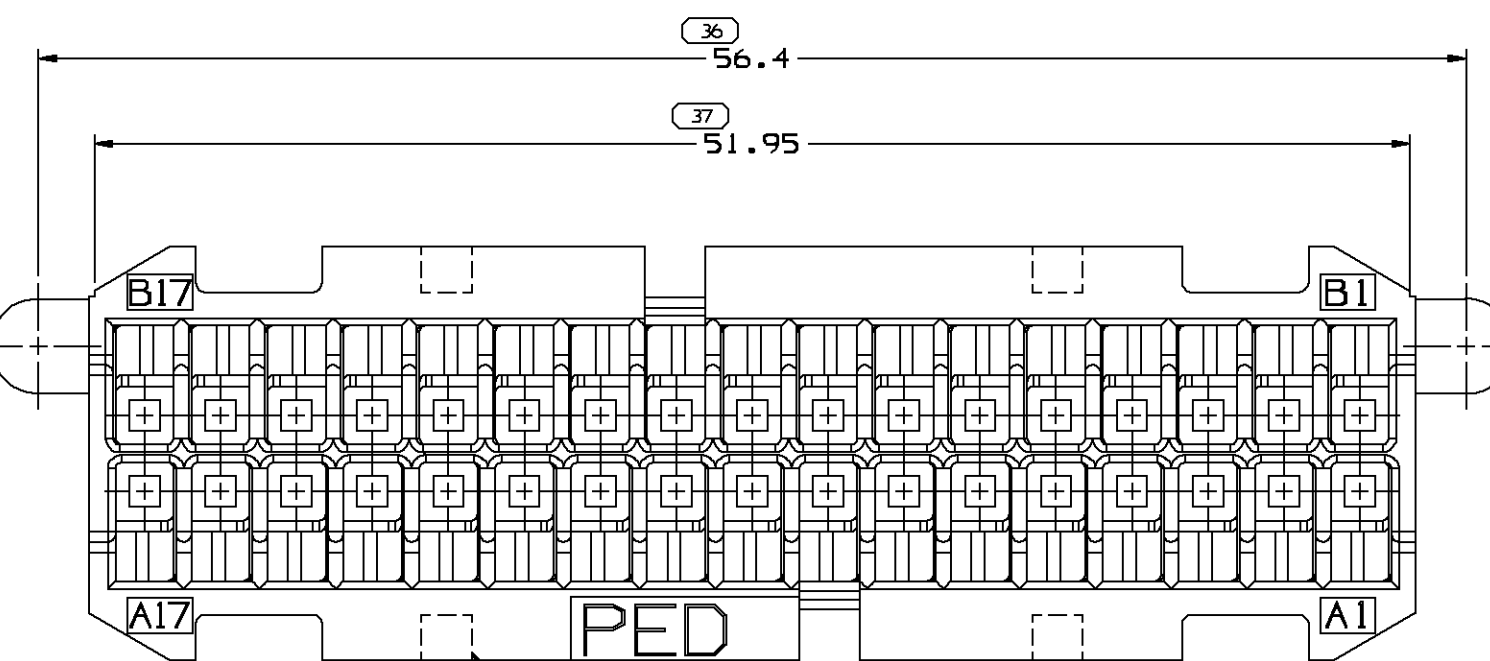
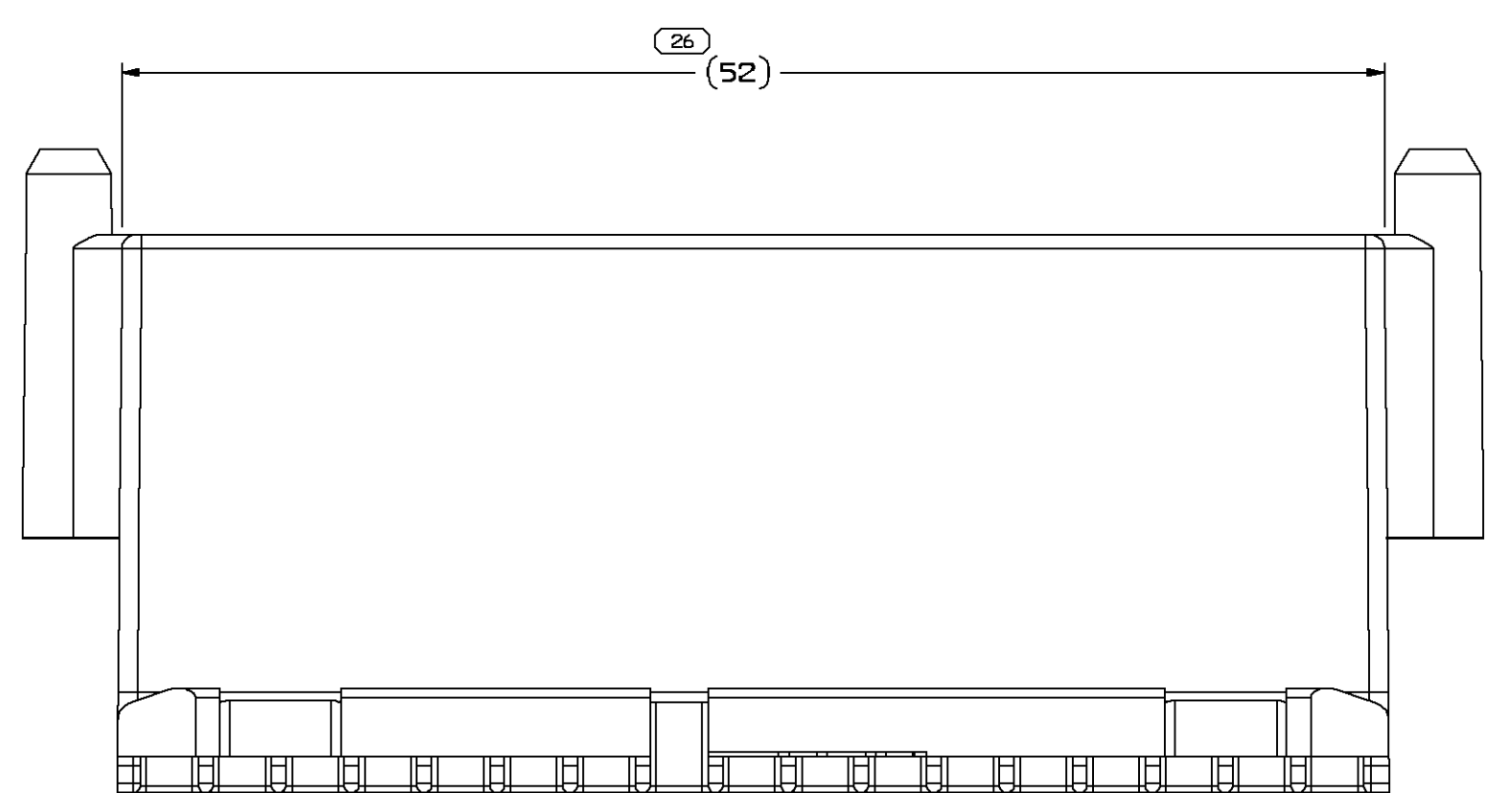
TYPE 102  
SAME AS TYPE 101  
EXCEPT AS SHOWN




TYPE 103  
SAME AS TYPE 101  
EXCEPT AS SHOWN



TYPE 101  
SCALE 5:1



2X RECESSED TOOL GATING OPTIONAL  
RECESS CAN APPEAR ON ONE SIDE OR  
THE OTHER BASED UPON THE WAY THE  
TOOL GATES HAVE BEEN SET UP FOR  
THIS MULTIPLE CAVITY TOOL



- NOTES
- UNLESS OTHERWISE SPECIFIED AND/OR INDICATED:  
DIMENSIONS ARE TO FACE OF VIEW SHOWN AND AUTOMATICALLY ROUNDED BY COMPUTER FOR INSPECTION (SEE MATH MODEL FOR PRECISE DIMENSIONS). FOR ALL OTHER DIMENSIONS NOT SHOWN BUT REQUIRED FOR TOOL BUILD, SEE MATH MODEL FOR PRECISE TOOL PATH DATA.
  - THIS PART ACCEPTS THE FOLLOWING COMPONENTS OR EQUIVALENT:  
CONNECTOR 12066537  
TERMINAL 12089660  
MAX INSULATION GRIP MUST BE LESS THAN 2.3 HIGH AND 3.5 WIDE  
MAX CABLE O.D. 2.4 REF TO ESA-605 FOR CRIMP DIMENSION  
TERMINAL POSITION ASSURANCE LOCK 12065826 (SEE NOTE 3)  
COVER 12077947
  - TPA'S DO NOT LOCK IN CONNECTOR, COVER REQUIRED TO RETAIN TPA'S IN CONNECTOR.
  - (2)X(10,2) DELPHI CORPORATE BRAND TO BE LOCATED ON ANY EXTERIOR SURFACE, PREFERABLY VISIBLE AT FINAL ASSEMBLY. OPTIONAL CONSTRUCTION FOR EXISTING TOOLING MAY BE "PED".

SYMBOL DEFINITION		MISSING NUMBERS	
THE NUMBER INSIDE THE SYMBOL CORRESPONDS TO THE NUMBER ON THE INSPECTION REPORT FOR THIS DRAWING/PART NUMBER	TOTAL NO. OF SYMBOLS ON DRAWING LAST NO. USED	33	37

REVISION HISTORY				AUTH		APP				
DATE	STG	REV	N/P	Q/D	ZONE	DATE	DR	APP	DATE	
13M199	R	001	-	-	-	15395196 WAS SEPARATE DBR & REVISED 12162670 & 12065803 WERE SEPARATE DWGS	194046	MAC	MAC	DJ
110005	R	02	-	-	-	REVISED OPTIONAL GATE CONSTRUCTION NOTE	272872	MM	MM	MP
22FE06	R	03	-	-	-	ALL PARTS - MAT'L SPEC WAS M469803	277781	LMB	LMB	RR

DRAWING NUMBER		12162671	
SIZE	SCALE	FRAME NO	SHEET NO
A1x3	5:1	2 OF 2	1 OF 1
REV	N/P	DATE	BY
03	-		

PART NO	STG	REV	N/P	STATUS	TYPE	MATERIAL SPECIFICATION AND COLOR	VOLUME
15355196	R	02	AB	-	103	M4698030 PBT GF 30 BLK	7,328
12162670	R	AS	-	-	102	M4698030 PBT GF 30 BLK	7,286
12065803	R	B9	-	-	101	M4698030 PBT GF 30 BLK	7,359

PART DRAWING		DATE	
DATE	DATE	DATE	DATE
13M199	13M199	13M199	13M199
110005	110005	110005	110005
22FE06	22FE06	22FE06	22FE06
UNLESS OTHERWISE SPECIFIED		UNLESS OTHERWISE SPECIFIED	
THIS DOCUMENT IS IN ACCORDANCE WITH THE 1994 ISO 9001 AS A BASIS FOR THE QUALITY MANAGEMENT SYSTEM OF DELPHI CORPORATION		THIS DOCUMENT IS IN ACCORDANCE WITH THE 1994 ISO 9001 AS A BASIS FOR THE QUALITY MANAGEMENT SYSTEM OF DELPHI CORPORATION	
ALL DIMENSIONS ARE IN MILLIMETERS		ALL DIMENSIONS ARE IN MILLIMETERS	
THIRD ANGLE PROJECTION		THIRD ANGLE PROJECTION	
DO NOT SCALE DRAWING		DO NOT SCALE DRAWING	
USE MATH DATA		USE MATH DATA	
DRAWING NUMBER		DRAWING NUMBER	
12162671		12162671	
SCALE		SCALE	
A1x3		A1x3	
SHEET NO		SHEET NO	
1 OF 2		1 OF 2	
REV		REV	
03		03	

DELPHI	
DELPHI PACKARD ELECTRIC SYSTEMS	
WARREN, OH	
DATE	DATE
200604	200604
200604	200604
10FE95	10FE95
SUBSTANCES OF CONCERN AND RECYCLED CONTENT PER DELPHI 12045001	
DRAWING NAME	
TAXI CONN F MIC/P 100	
DRAWING NUMBER	
12162671	
SCALE	
A1x3	
SHEET NO	
1 OF 2	
REV	
03	

170501S11