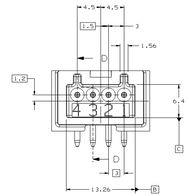

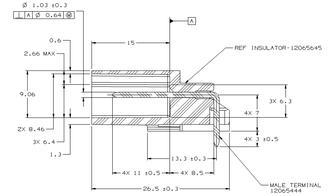

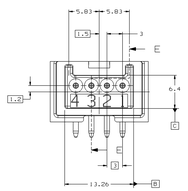

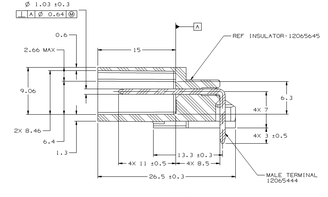

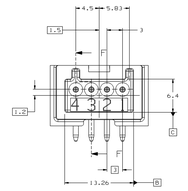

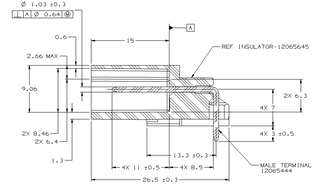

OPTIONAL MATING INFORMATION

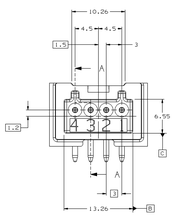

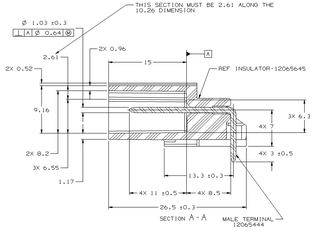

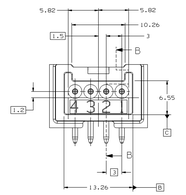

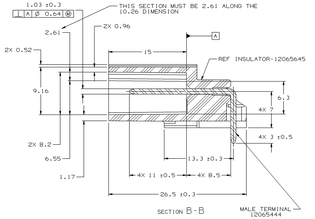

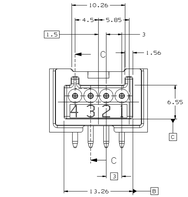

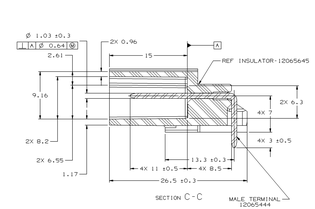

MATING INFORMATION

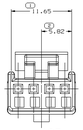

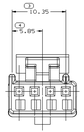

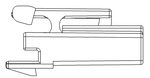

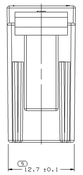

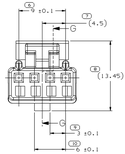

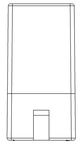

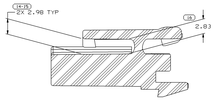

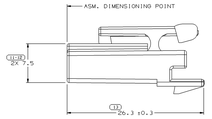

NOTES

1. UNLESS OTHERWISE SPECIFIED AND/OR INDICATED, DIMENSIONS AND TOLERANCES ARE ASSUMED AUTOMATICALLY ROUNDED BY COMPUTER FOR INSPECTION. (SEE MATH MODEL FOR PRECISE DIMENSIONS.) FOR ALL OTHER DIMENSIONS NOT SHOWN BUT REQUIRED FOR TOOL BUILD, SEE MATH MODEL FOR PRECISE TOOL PATH DATA. ALL CAVITIES ARE IDENTICAL.

2. REFERENCE MATING COMPONENTS OR EQUIVALENT:
   TPA: 120591**
   CPA: 120649**

3. FOR POLYESTER IN PROCESS MOISTURE AND PART DEGRADATION LIMITS SEE ESG-1502 CLASS 1.

4. ALL CAVITIES ACCEPT A MAX INSULATION CRIMP OF 2.3 HIGH AND 2.5 WIDE (2.4 MAX CABLE OD). REFER TO ESA-605 FOR CRIMP DIMENSIONS.

5. (0.71X(0.2) DELPHI CORPORATE BRAND TO BE LOCATED ON ANY EXTERIOR SURFACE, PREFERABLY VISIBLE AT FINAL ASSEMBLY. OPTIONAL CONSTRUCTION TO BE "PRED".

PART NO	REV	N/P	STATUS	TYPE	MATERIAL SPECIFICATION AND COLOR	MATING CONNECTOR
1357235	01	AD		103	M49500Z PBT BLK	
1206418**	88	-		102	M49500Z PBT NAT	12065444
120591****	C7	-		101	M49500B PBT BLU	12059159

SYMBOL DEFINITION		MISSING NUMBERS	
A DIMENSION WITHOUT AN INSPECTION REPORT WILL BE CONSIDERED REQUIRED INSPECTION. IT MAY BE CONTROLLED ON AN INDIVIDUAL COMPONENT DRAWING.	TOTAL NO. OF SYMBOLS ON DRAWING	14	
	LAST NO. USED	16	

REVISION HISTORY									
	DWG STATUS								
	DATE	ITER	REV	NPI	NPI CHG	DINE		AUTH	DR	IN	APVD
1SDE98	R	01		-	-		TAXI PD CREATED	990005	AME	AME	RJ
1SDE99	R	02		-	-		1575725 - RELEASED	990005	AME	AME	RJ
0PN001	R	03		-	-		ALL PARTS - ADDED MATING CONNECTOR INFORMATION	215841	ARR	EDH	00
2DF033	R	04		-	-		ALL PARTS - REVISED MATING INFORMATION	234425	SDG	EDH	00
2AA8J4	R	05		-	-		ALL PARTS - ADDED VIEW E DIMC 12 PLCS	243853	SDW	EDH	00
3DAPG4	R	06		-	-		ALL PARTS - UPDATED PDM ATTRIBUTES	251978	CCU	AATW	

DWG TYPE	PART DRAWING
STYLE	
CLIENT CODE	SYSTEM CODE
SEE CHART	
SECTION	
MSC	

UNLESS OTHERWISE SPECIFIED:
THIS DOCUMENT IS AN ENGINEERING WORK AND TO BE THE PROPERTY OF DELPHI PACKARD ELECTRIC SYSTEMS. THE INFORMATION HEREON IS TO BE TREATED AS PROPRIETARY AND CONFIDENTIAL. NO REPRODUCTION OR DISCLOSURE TO THIRD PARTIES WITHOUT WRITTEN PERMISSION. THIS DOCUMENT AND ANY ORAL DISCLOSURE RELATING THERETO MAY BE USED ONLY FOR THE PURPOSE FOR WHICH IT IS PROVIDED. NO WARRANTY, REPRESENTATION OR EXPRESSED OR IMPLIED WARRANTIES ARE MADE BY DELPHI.
ALL DIMENSIONS ARE IN MILLIMETERS

REFERENCE	
SEE CHART	
DRAWING NAME	TAXI CONN MSC/P 100

DELPHI
DELPHI PACKARD ELECTRIC SYSTEMS
WARREN

		DATE
DR		
APVD	ANDRES MENDEZ	10DEC99
APVD	J. VILLAMIL	10DEC99
APVD	R.J.	10DEC99
APVD		
APVD		
	SUBSTRATES OF STRIKING AND RECYCLED CONTENT PER DELPHI SPEC.	

DRAWING NUMBER	12064969
SIZE A1A4	SHT 1 OF 2
SIZE A1A4	SHEET 2 OF 2

DRAWING NUMBER	12064969
SIZE A1A4	SHT 1 OF 2
SIZE A1A4	SHEET 2 OF 2

SIZE	SHEET	SHEET	SHEET	SHEET	SHEET
A1A4	511	12 OF 2	1 OF 1	R 06	-

R 0.1 MAX (UNDERCUTS, EDGE ON)
FINISH 1.2 .6 .3 .2 .1 .05 .025 .012 .006 .003 .001 RMS
TOLERANCE UNLESS OTHERWISE SPECIFIED
.1X(.01)X(.0X) ANGLE ±1 .1 ±0.4
SHARP CORNER TOLERANCE
THIRD ANGLE PROJECTION
SQ NO 9 SCALE 1:1
DELPHI