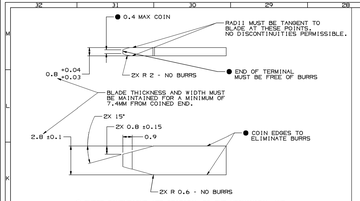

MATERIAL SPECIFICATIONS

RECOMMENDED

BASE METAL - CDA-210, EXTRA SPRING TEMPER

- TIN PLATING (WHERE APPLICABLE TO 125°C MAX CONTINUOUS USAGE): 0.0050±0.0025 MM [200±100 µIN] ELECTROPLATED TIN.
- USAGE OF PLATING TYPES OTHER THAN RECOMMENDED MUST BE APPROVED BY DELPHI PACKARD ELECTRIC SYSTEMS ENGINEERING.

MINIMUMS

ELECTRICAL CONDUCTIVITY - > 28% IACS AT 20°C. USE OF A MATERIAL WITH CONDUCTIVITY < 28% IACS MUST BE APPROVED BY PACKARD ELECTRIC MATERIALS ENGINEERING.

TENSILE STRENGTH - 420 - 475 MPa

UNDERPLATING FOR TIN PLATING - FOR BASE MATERIALS CONTAINING 10% OR MORE ZINC, AN UNDERPLATE OF COPPER 0.0025 MM [100 µIN] MINIMUM THICK IS REQUIRED.

PROCESSING LUBRICANT - ANY PROCESSING LUBRICANT REMAINING ON TERMINALS MUST NOT VARNISH OR DEGRADE THE ELECTRICAL PERFORMANCE OF THE CONNECTION UP TO A MAXIMUM TEMPERATURE OF 150°C. PROCESSING LUBRICANTS MUST BE APPROVED BY DELPHI PACKARD ELECTRIC SYSTEMS ENGINEERING.

MATING BLADE INFORMATION

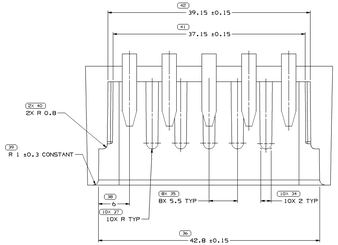

SECTION A-A

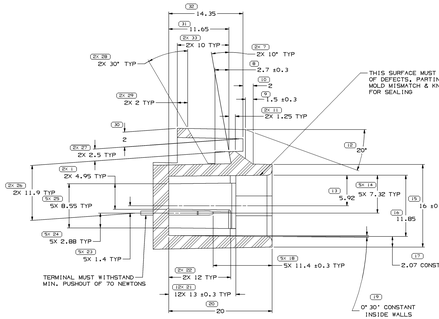

SECTION B-B

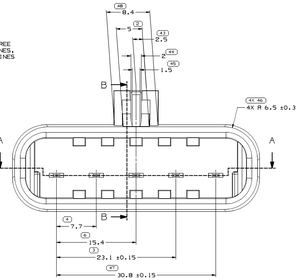

MATING DEVICE DETAIL

INSPECTION SYMBOLS SHOWN IN THESE VIEWS ARE FOR REFERENCE ONLY

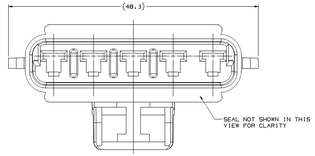

TYPE 102
SAME AS TYPE 101
EXCEPT AS SHOWN

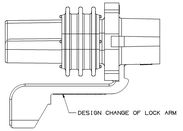

TYPE 103
SAME AS TYPE 102
EXCEPT AS SHOWN

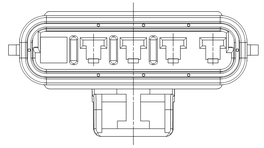

TYPE 104
SAME AS TYPE 102
EXCEPT AS SHOWN

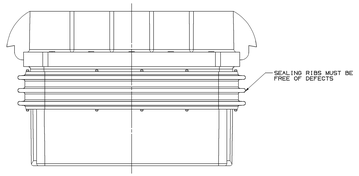

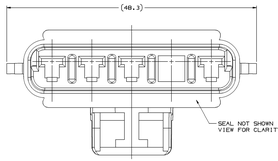

TYPE 101

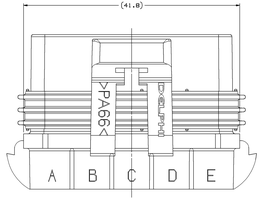

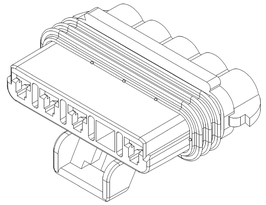

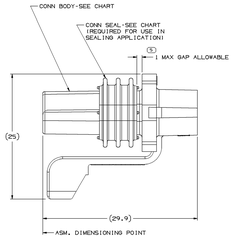

NOTES

1. UNLESS OTHERWISE SPECIFIED AND/OR INDICATED:

   DIMENSIONS ARE TO FACE OF VIEW SHOWN AND AUTOMATICALLY PRODUCED BY COMPUTER FOR INSPECTION (SEE MATH MODEL FOR PRECISE DIMENSIONS). FOR ALL OTHER DIMENSIONS NOT SHOWN BUT REQUIRED FOR TOOL BUILD, SEE MATH MODEL FOR PRECISE TOOL PATH DATA.

2. REFERENCE MATING COMPONENTS OR EQUIVALENT:

   FISHER-GUIDE TAIL LAMP MODULE OR EQUIVALENT.

3. WHEN PARTS ARE SHIPPED, THEY MUST BE PACKED IN PLASTIC BAGS OR SHIPPING CONTAINERS THAT ARE LINED WITH PLASTIC LINERS. BAGS OR LINERS MUST BE SEALED TO AVOID CONTAMINATION OR FOREIGN MATTER.

4. TESTING FOR PASS/FAIL TEST FOR WATER IMMERSION RESISTANCE UNDER CONDITIONS AS SPECIFIED IN ESA-710 - WHEN MATED TO MATING PART OR EQUIVALENT

5. FOR APPLICATION DATA SEE THE INDIVIDUAL APPLICATION DRAWINGS.

6. THIS PRODUCT IS NOT CATEGORIZED AS AN APPEARANCE ITEM. MINOR IMPERFECTIONS INCLUDING, BUT NOT LIMITED TO, FLOW MARKS, COLOR BLEMISHES, GATE VESTIGE, AND SOFT FLASH THAT DO NOT AFFECT THE FIT, FORM, OR FUNCTION OF THE PART ARE PERMISSIBLE PER DPMP-4.7-CS-01.

SYMBOL DEFINITION		MISSING SYMBOLS
A DIMENSION WITHOUT AN INSPECTION REPORT SYMBOL DOES NOT REQUIRE INSPECTION. IT MAY BE CONTROLLED ON THE INDIVIDUAL COMPONENT DRAWING.	TOTAL NO OF INSPECTIONS REQUIRED: 117	NO MISSING SYMBOL NUMBER
	LAST NO. USED: 48	

REVISION HISTORY										
									AUTH	DP
DATE	STG	REV	PLP	CAR	ZONE					
09MAR01	R	01	-	-	-	CLEARED REV 03L. ALL PARTS - REDRAWN TO PD; UPDATED MATING BLADE INFO, REMOVED MATING BLADE DIMENSIONS, ADDED ELEMENT 8 DPM-1MATERIALS, ADDED ELEMENT 9 DPM-1MATERIALS, ADDED ELEMENT 10 DPM-1MATERIALS, ADDED ESA 6A4, ESA 6A5 & E-4406 FROM SEALING NOTE 5	ZEB2014	GTS	TRW	TW
25OCT01	R	02	-	-	-	ALL PARTS - REVISED CONNECTORS 12084896 AND 12065861	ZEB2E5	MM	MM	TW
18DEC08	R	03	-	-	-	1374019S - RELEASED	4266ZF	JS	JS	TW
29FEB08	R	04	-	-	-	1374019S - UPDATED PDM ATTRIBUTES	427D5Z	JS	JS	TW
09JAN14	R	05	-	-	-	3313213H - RELEASE	4247T5	MCB	SLJ	FT

1371952H	01	-	104	A		3312233		15300023		MED GRAY	
1374019S	01	AA	103	-	-	1374019S	-	15300023		BLUE	
12084898	A2	-	102	-	-	12084890	-	15300023		MED GRAY	
12065862	A2	-	101	D		12065861		15300023		BLACK	
PART NO	REV	AVP	TYPE	BLOCKED CAVITY		CONN PART NO.		CONN SEAL NO.		COLOR	

PROPRIETARY INFORMATION
THIS DRAWING IS THE SOLE PROPERTY OF DELPHI PACKARD ELECTRICAL POWER AND MAY NOT BE COPIED OR USED FOR ANY PURPOSE OTHER THAN THE PURPOSE FOR WHICH IT IS LOANED TO THE RECIPIENT. THIS DRAWING IS THE PROPERTY OF DELPHI CORPORATION. ANY REPRODUCTION IN PART OR AS A WHOLE WITHOUT THE WRITTEN PERMISSION OF DELPHI CORPORATION IS PROHIBITED. IF THIS DRAWING IS LOANED TO YOU, YOU AGREE TO NOTIFY DELPHI CORPORATION OF ANY UNAUTHORIZED USE OF THE DRAWING.

DELPHI
DELPHI PACKARD ELECTRICAL/ELECTRONIC ARCHITECTURE
DELPHI PACKARD ELECTRIC SYSTEMS
COPYRIGHT 1998 DELPHI TECHNOLOGIES, INC. ALL RIGHTS RESERVED.
THIS DRAWING IS THE PROPERTY OF DELPHI CORPORATION. ANY REPRODUCTION IN PART OR AS A WHOLE WITHOUT THE WRITTEN PERMISSION OF DELPHI CORPORATION IS PROHIBITED. IF THIS DRAWING IS LOANED TO YOU, YOU AGREE TO NOTIFY DELPHI CORPORATION OF ANY UNAUTHORIZED USE OF THE DRAWING.

		DATE
APPROVALS	JAY NEFF	13MY00
	MIKE J. HESTON	13MY00
	DAVID J. SEAGLE	13MY00
	MIKE A. RINCKING	13MY00

DRAWING TYPE: PART DRAWING
SIZE: A1x4
UNLESS OTHERWISE SPECIFIED: THIS DRAWING IS IN ENGLISH. DIM. ARE IN MM. DIMENSIONS ARE AFTER PLATING. DRAWING IS TO BE MADE TO THE LATEST REVISION OF ALL DRAWINGS REFERENCED.
DRAWING TITLE: TAXI ASM CONN F W/P 280 SLD
DRAWING NUMBER: 12084898
REV: A
SHEET 1 OF 2

ALL DIMENSIONS ARE IN MILLIMETERS

REFERENCE

CAGE CODE: PROCESS SENSITIVE DIMENSION

DIMENSION ENCLOSED IN A DIAMOND SYMBOL IS A REFERENCE DIMENSION.

PROJECTION TYPE: THIRD ANGLE PROJECTION

DO NOT SCALE DRAWING

DELPHI

12084898

SIZE	SCALE	SHEET	SHEET OF	TYPE	CAGE	DRAWING NUMBER	REV
A1x4	5:1	1 OF 2	1 OF 1	R	05	12084898	A

12084898