




Terminals



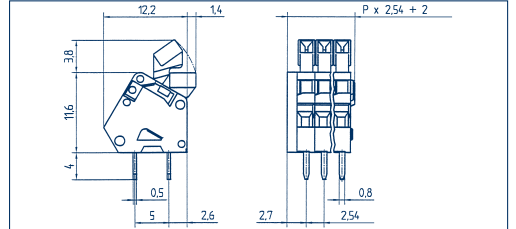
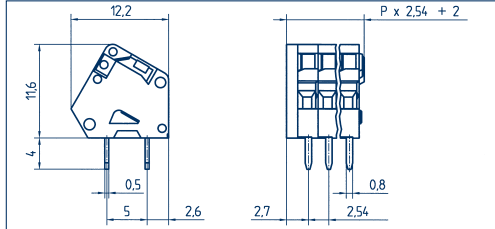
PZK 3191/... /2,54



PZK 3191/... /2,54-KD



Drawings



Connection principle

Dimensions

Spacing mm	2,54
Insulation stripping length mm	5,00
PCB hole diameter mm	1,10 (2x)

Connection data

Single wire (solid) mm ²	0,50
Stranded wire (flexible) mm ²	0,50
Stranded wire (with ferrules) mm ²	0,20

Rating

Rated voltage V	150 V
Rated current A	4 A
Cross section max. AWG/mm ²	28-20 s
Rated surge voltage	—
Rated torque/Screw size	—
Contamination degree	—

Materials

Insulating material/Flammability class	PA 6.6 V0 / UL 94 V0
Temperature Range	-30°C / +105°C
Clamping part	—
Clamping cage/Eccentric	—
Contact pin	—
Cage tension spring	stainless steel
Wire protection	—
Soldering lug	Cu
Contact Spring	—

Order information

Standard colour(s)
(further colours on request, see page 5)

Tension-spring

Spacing mm	2,54
Insulation stripping length mm	5,00
PCB hole diameter mm	1,10 (2x)
Single wire (solid) mm ²	0,50
Stranded wire (flexible) mm ²	0,50
Stranded wire (with ferrules) mm ²	0,20
Rated voltage V	150 V
Rated current A	4 A
Cross section max. AWG/mm ²	28-20 s
Rated surge voltage	—
Rated torque/Screw size	—
Contamination degree	—
Insulating material/Flammability class	PA 6.6 V0 / UL 94 V0
Temperature Range	-30°C / +105°C
Clamping part	—
Clamping cage/Eccentric	—
Contact pin	—
Cage tension spring	stainless steel
Wire protection	—
Soldering lug	Cu
Contact Spring	—

No. of poles	Cat.-No.	Qty.p.pck.
	●	
	orange	
	(Ral 2011)	
2	12106.3	50
3	12107.3	50
4	12108.3	50
5	12109.3	50
6	12110.3	50
7	12111.3	50
8	12112.3	50
9	12113.3	50
10	12114.3	50
11	12115.3	50
12	12116.3	50
13	12117.3	50
14	12118.3	50
15	12119.3	50
16	12120.3	50
17	12121.3	50
18	12122.3	50
19	12123.3	50
20	12124.3	50
21	12125.3	50
22	12126.3	50
23	12127.3	50
24	12128.3	50

Tension-spring

Spacing mm	2,54
Insulation stripping length mm	5,00
PCB hole diameter mm	1,10 (2x)
Single wire (solid) mm ²	0,50
Stranded wire (flexible) mm ²	0,50
Stranded wire (with ferrules) mm ²	0,20
Rated voltage V	150 V
Rated current A	4 A
Cross section max. AWG/mm ²	28-20 s
Rated surge voltage	—
Rated torque/Screw size	—
Contamination degree	—
Insulating material/Flammability class	PA 6.6 V0 / UL 94 V0
Temperature Range	-30°C / +105°C
Clamping part	—
Clamping cage/Eccentric	—
Contact pin	—
Cage tension spring	stainless steel
Wire protection	—
Soldering lug	Cu
Contact Spring	—

No. of poles	Cat.-No.	Qty.p.pck.
	●	
	orange	
	(Ral 2011)	
2	12153.3	50
3	12154.3	50
4	12155.3	50
5	12156.3	50
6	12157.3	50
7	12158.3	50
8	12159.3	50
9	12160.3	50
10	12161.3	50
11	12162.3	50
12	12163.3	50
13	12164.3	50
14	12165.3	50
15	12166.3	50
16	12167.3	50
17	12168.3	50
18	12169.3	50
19	12170.3	50
20	12171.3	50
21	12172.3	50
22	12173.3	50
23	12174.3	50
24	12175.3	50

Accessories

Marking

Page 126 - 129

Page 126 - 129