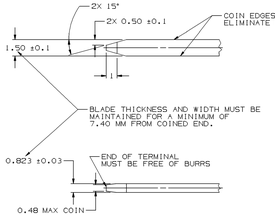

MATERIAL SPECIFICATIONS

RECOMMENDED

BASE METAL - CDA-210, EXTRA SPRING TEMPER

PLATING - 0.005±0.0025 MM THICK TIN

MINIMUMS

ELECTRICAL CONDUCTIVITY - ≥ 20% IACS AT 20°C. USE OF A MATERIAL WITH CONDUCTIVITY < 20% IACS MUST BE APPROVED BY PACKARD ELECTRIC MATERIALS ENGINEERING.

TENSILE STRENGTH - 407 MPa

PLATING - FOR LOW ENERGY (≤5v) AND NON-PASSENGER COMPARTMENT POWER CIRCUITS, 0.005±0.0025 MM THICK TIN. FOR MATERIALS CONTAINING 10% OR MORE ZINC, AN UNDERPLATE OF COPPER 0.005±0.0025 MM THICK IS REQUIRED.

MATING BLADE INFORMATION

SCALE 8:1

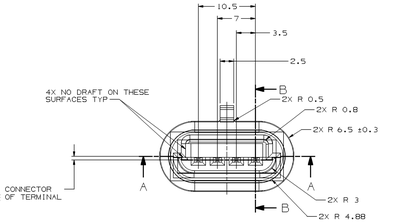

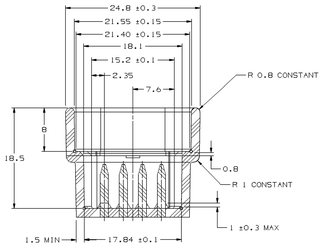

SECTION A-A

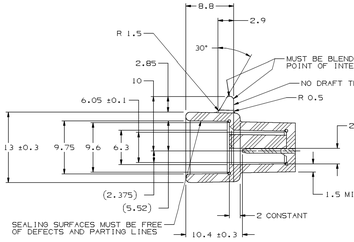

SECTION B-B

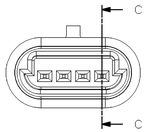

OPTIONAL CONSTRUCTION

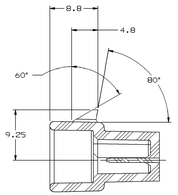

SECTION C-C

OPTIONAL CONSTRUCTION

NOTES:

1. UNLESS OTHERWISE SPECIFIED AND/OR INDICATED:
   DIMENSIONS ARE TO FACE OF VIEW SHOWN AND AUTOMATICALLY ROUNDED BY COMPUTER FOR INSPECTION. (SEE MATH MODEL FOR PRECISE DIMENSION)
   FOR ALL OTHER DIMENSIONS NOT SHOWN BUT REQUIRED FOR TOOL BUILD, SEE MATH MODEL FOR PRECISE TOOL PATH DATA.
   ALL RADII 0.40
   DRAFT IS 1° ON ALL OUTSIDE SURFACES

2. RECOMMENDED MATERIAL: GLASS REINFORCED NYLON OR POLYESTER

MATING CONNECTOR INFORMATION

SYMBOL DEFINITION		MISSING SYMBOLS
A DIMENSION WITHOUT AN INSPECTION REPORT SYMBOL (▢) DOES NOT REQUIRE INSPECTION. IT MAY BE CONTROLLED ON THE INDIVIDUAL COMPONENT DRAWING.	TOTAL NO OF INSPECTIONS REQUIRED: 15	NO MISSING SYMBOL NUMBER
	LAST NO. USED: 15	

DWG STATUS DATE	STN	REV	N/P	ZONE	REVISION HISTORY	AUTH	DR	APVD 1	APVD 2
02MAR99	R	001	-	-	CLEARED REV COLUMN: 15324665 - RELEASED	990205	DEB	DMC	JR
12OCT00	R	002	-	-	15394088 - RELEASED	001005	DSR	DEB	JR
05APR01	R	003	-	-	15405971 - RELEASED	206680	DSR	RCH	JR
12APR01	R	004	-	-	ADDED OPTIONAL CONSTRUCTION	208531	CJC	CJC	JR
18APR02	R	005	-	-	15405971 - CABLE SEAL W/S 15394067 - GRA LT	221183	LEB	RDS	JR
11APR03	R	06	-	-	12186695 & 12186829 - OBSOLETE	238040	RCH	RCH	JR
13DEC03	R	07	-	-	CORRECTED P/N 12162188 REVISION LEVEL FROM C TO B1	247271	LMB	LMB	DG
03JA14	R	08	-	-	ALL ACTIVE PARTS - ADDED LUBEWELL LUBRICANT NOTE	424998	JVR	JVR	RM
21FEL7	R	09	-	-	15324384-B5 - UPDATED PART AVAILABILITY	435768	JTV	JTV	AC

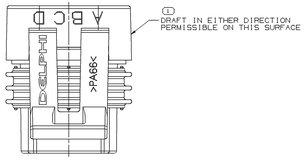

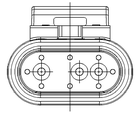

TYPE 105
SAME AS TYPE 101 EXCEPT AS SHOWN

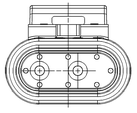

TYPE 102
SAME AS TYPE 101 EXCEPT AS SHOWN

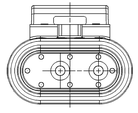

TYPE 103
SAME AS TYPE 101 EXCEPT AS SHOWN

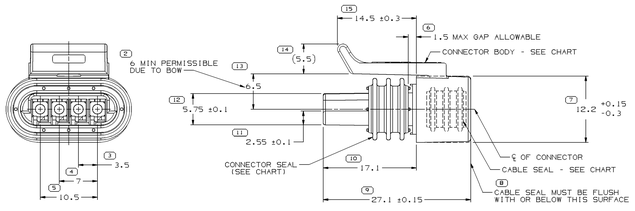

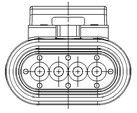

TYPE 101

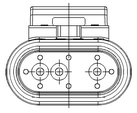

TYPE 104
SAME AS TYPE 101 EXCEPT AS SHOWN

NOTES:

1. UNLESS OTHERWISE SPECIFIED AND/OR INDICATED:
   DIMENSIONS ARE TO FACE OF VIEW SHOWN AND AUTOMATICALLY ROUNDED BY COMPUTER FOR INSPECTION. (SEE MATH MODEL FOR PRECISE DIMENSION)
   FOR ALL OTHER DIMENSIONS NOT SHOWN BUT REQUIRED FOR TOOL BUILD, SEE MATH MODEL FOR PRECISE TOOL PATH DATA.

2. WHEN PARTS ARE SHIPPED, THEY MUST BE PACKED IN PLASTIC BAGS OR SHIPPING CONTAINERS MUST BE LINED WITH PLASTIC LINERS. BAGS OR LINERS MUST BE SEALED TO AVOID ENTRY OF FOREIGN MATTER

3. FOR LEAD LENGTH CALCULATIONS, DISTANCE FROM MATING END OF CONNECTOR TO FRONT OF CABLE CORE IS 10.15/7.05

4. SEALING CODE 3

   DESIGN WILL PASS SALT FOG AND IMMERSION TEST AFTER CONDITIONING AS SPECIFIED IN ESA-664 (WEATHER-PACK), ESA-710 (METRI-PACK), ESA-650 (UNDERHOOD MICRO-PACK), C-4006 (WORLD CONNECTOR), ETC. - WHEN MATED TO MATING PART OR EQUIVALENT

5. FOR PARTS NUMBERS WITH ADHESIVE, USE PM003510 OR ADHESIVE APPROVED BY MATERIALS ENGINEERING TO GLUE CONNECTOR SEAL TO CONNECTOR

6. S-60-T LUBEWELL LUBRICANT CAN BE USED AS AN AUXILIARY SUPPORT ON THE CABLE INSTALLATION PROCESS.

7. FOR APPLICATION DATA SEE THE INDIVIDUAL APPLICATION DRAWINGS.

P/N WITH ADHESIVE	REV	N/P	P/N WITHOUT ADHESIVE	REV	N/P	TYPE	BLOCKED CAVITIES	CONNECTOR	CONNECTOR SEAL	CABLE SEAL & COLOR
			15405971	02	AA	105	B	12162187	12040756	15422575 - PURPLE
			15394088	01	AA	104	C	12162187	12040756	15394067 - GRA LT
			15324665	01	AA	101	NONE	15324666	12040756	12040757 - GREEN
			15324383	A2	-	103	A, C	12162187	12040756	15324383 - DK RED
			15324384	A2	-	102	B, D	12162187	12040756	15324383 - DK RED
12186695	B2		12186829	A2	-	101	NONE	12162187	12186823	12110186 - ORANGE
			12186395	A1	-	103	A, C	12186391	12040756	12186296 - PURPLE
			12186394	A1	-	102	B, D	12162187	12040756	12186296 - PURPLE
			12162191	B1	-	101	NONE	12162187	12040756	12124886 - BLUE
			12162190	B1	-	101	NONE	12162187	12040756	12110186 - ORANGE
			12162189	B1	-	101	NONE	12162187	12040756	12078081 - TAN
			12162188	B2	-	101	NONE	12162187	12040756	12040757 - GREEN

DRAWING NUMBER								
12162268								
SIZE	SCALE	TYPE	FINISH	SHEET	WEIGHT	REV	N/P
A1x3	4:1	2 OF 2	1 OF 1	R	09	-	

DIMENSIONAL RANGE (MM)									
FROM	0	3	30	6	120	150	250	400	630
TO	3	30	6	120	150	250	400	630	1000
TOLERANCE UNLESS OTHERWISE SPECIFIED									
±0.15	±0.2	±0.3	±0.4	±0.5	±0.6	±0.8	±1	±1.2	

DEPHI PACKARD ELECTRIC SYSTEMS

PROCESS SENSITIVE DIMENSION

DIMENSIONS ENCLOSED IN ( ) INDICATE REFERENCE DIMENSION, NO GO TOLERANCE LIMITS ARE ESTABLISHED

CLASS					
0	1	2	3	4	5
±0.05	±0.1	±0.2	±0.3	±0.4	±0.5

DEPHI PACKARD ELECTRIC

THIS DRAWING IS THE PROPERTY OF DELPHI CORPORATION. ANY REPRODUCTION OR DISTRIBUTION OF THIS DOCUMENT OR ANY PART THEREOF WITHOUT THE EXPRESS WRITTEN AUTHORIZATION OF DELPHI CORPORATION IS PROHIBITED.

DWG TYPE	PART DRAWING
STYLE	DATE
VOLUME (CUT)	SYSTEM CODE

UNLESS OTHERWISE SPECIFIED

THIS DOCUMENT IS IN ACCORDANCE WITH ASME Y14.5M-1994 AS ADAPTED BY THE GLOBAL STANDARDS GUIDE (GSG) DOCUMENT GM-GSG-001. ALL DIMENSIONS AND RELATED SYSTEMS WILL BE ALL PLAN-A DIMENSIONS FROM THE DATUM PLANES, AXES, AND/OR POINTS SHOWN. ALL TOLERANCES ARE INTERPRETED BY APPLICATION OF LOCATION TOLERANCES. ALL DIMENSIONS ARE TO BE MEASURED WITHOUT REGARD TO REMOVABLE OF OTHER REFERENCE. ALL DIMENSIONS ARE IN MILLIMETERS

REFERENCE

THIRD ANGLE PROJECTION

DO NOT SCALE

USE MATH DATA

NX

DELPHI

DELPHI CORPORATION
TROY, MI 48098

COPYRIGHT 1999 DELPHI CORPORATION AND/OR ITS AFFILIATES. ALL RIGHTS RESERVED.

THIS DRAWING IS THE PROPERTY OF DELPHI CORPORATION OR ITS AFFILIATES. ANY REPRODUCTION OR DISTRIBUTION OF THIS DOCUMENT OR ANY PART THEREOF WITHOUT THE EXPRESS WRITTEN AUTHORIZATION OF DELPHI CORPORATION OR ITS AFFILIATES IS PROHIBITED.

DR		
APVD1	BRIAN K. DEW	03FEB94
APVD2	BRIAN K. DEW	03FEB94
APVD3	S. J. VURMER	08FEB94
APVD4		
APVD5		

SUBSTITUTES OF CONDENS AND RECYCLED CONTENT PER DELPHI-1, [PA66GL]

DRAWING SIZE: LRG

DRAWING NAME: TAXI ASM CONN F M/P 150.2 SLD

DRAWING NUMBER								
12162268								
SIZE	SCALE	TYPE	FINISH	SHEET	WEIGHT	REV	N/P
A1x3	4:1	1 OF 2	1 OF 1	R	09	-	

Scale: 1:1 Sheet: 1&2 Date: 21-Feb-07 Time: 16:16 Drawn: 12162268.dwg