SYMBOL DEFINITION	MISSING NUMBERS		
A DIMENSION WITHOUT AN INSPECTION REPORT SYMBOL ( ) DOES NOT REQUIRE INSPECTION. IT MAY BE CONTROLLED ON AN INDIVIDUAL COMPONENT DRAWING.	TOTAL NO. OF SYMBOLS ON DRAWING	75	73.
	LAST NO. USED	96	

DWG STATUS DATE	STS	REV	N/P	CHG	ZONE	REVISION HISTORY	AUTH	DR	APVD 1	APVD 2
07DE98	R	01	-	-		ALL PARTS - REDRAWN TO PD NO REV UPDATE REQD	980009	GMC	GMC	SJV
07DE98	R	02	-	-		15324388 - RELEASED TO REV A	980005	GMC	GMC	SJV
06JN00	R	03	-	-		15359101 - RELEASED	000005	MAC	MAC	ESC
10DE03	R	04	-	-		ALL PARTS - ADDED DIMS 3 PLCS; RELOCATED SEALING SURFACE LEADER1 REVISED DIMS 2 PLCS	249687	MAC	MAC	ESC

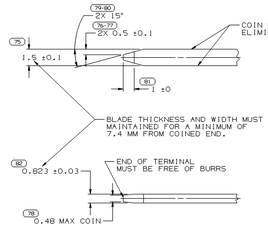

MATERIAL SPECIFICATIONS

RECOMMENDED

BASE METAL - CDA-210, GILDING, EXTRA SPRING TEMPER

PLATING - 0.005±0.0025 MM THICK TIN

MINIMUMS

ELECTRICAL CONDUCTIVITY - ≥ 20% IACS AT 20°C. USE OF A MATERIAL WITH CONDUCTIVITY < 20% IACS MUST BE APPROVED BY PACKARD ELECTRIC MATERIALS ENGINEERING.

TENSILE STRENGTH - 407 MPa

PLATING - FOR LOW ENERGY (≤5v) AND NON-PASSENGER COMPARTMENT POWER CIRCUITS, 0.005±0.0025 MM THICK TIN. FOR MATERIALS CONTAINING 10% OR MORE ZINC, AN UNDERPLATE OF COPPER 0.005±0.0025 MM THICK IS REQUIRED.

MATING BLADE INFORMATION

SCALE 8:1

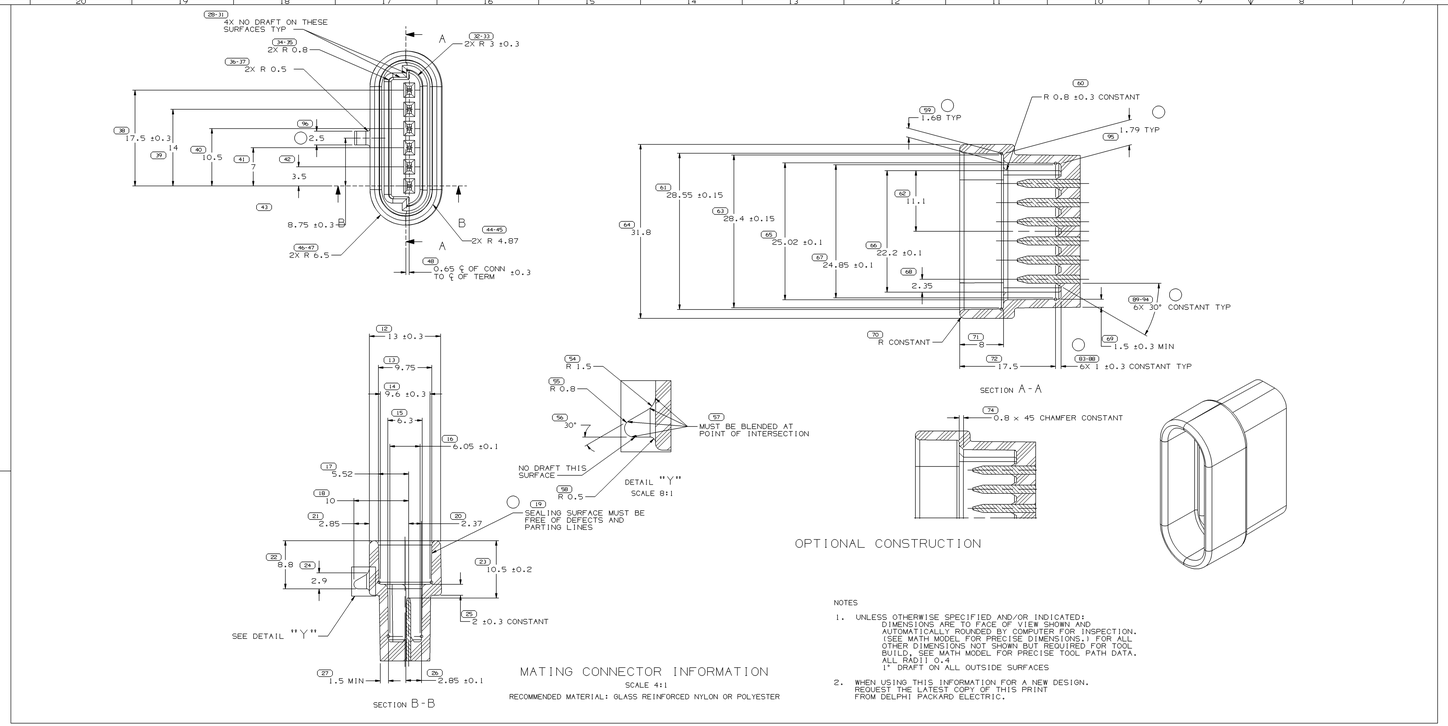

MATING CONNECTOR INFORMATION

SCALE 4:1

RECOMMENDED MATERIAL: GLASS REINFORCED NYLON OR POLYESTER

NOTES

1. UNLESS OTHERWISE SPECIFIED AND/OR INDICATED:
   DIMENSIONS ARE TO FACE OF VIEW SHOWN AND AUTOMATICALLY ROUNDED BY COMPUTER FOR INSPECTION. (SEE MATH MODEL FOR PRECISE DIMENSIONS.) FOR ALL OTHER DIMENSIONS NOT SHOWN BUT REQUIRED FOR TOOL BUILD, SEE MATH MODEL FOR PRECISE TOOL PATH DATA.
   ALL RADII 0.4
   1° DRAFT ON ALL OUTSIDE SURFACES
2. WHEN USING THIS INFORMATION FOR A NEW DESIGN. REQUEST THE LATEST COPY OF THIS PRINT FROM DELPHI PACKARD ELECTRIC.

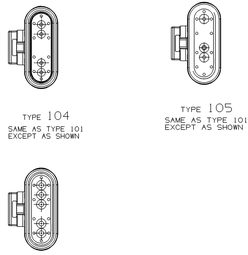

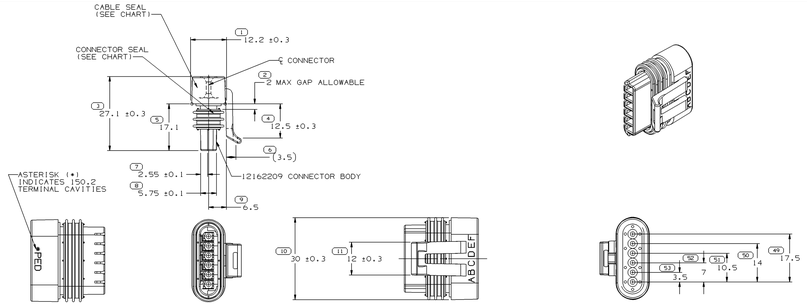

		-		15359101	01	AA		105	3	A,D,E	12059226	15359100 - DK. RED		
		-		15354720	A1	-		103	5	C	12059226	15354719 - BLUE		
		-		15324388	A1	-		104	4	C,D	12059226	15324387 - PURPLE		
	121866/96	B1	-	12186830	A1	-		101	6	NONE	12186822	12124038 - LT. GRAY		
		-		12162262	A1	-		102	2	A,B,C,F	12059226	12124543 - BLUE		
		-		12162261	A1	-		101	6	NONE	12059226	12124038 - LT. GRAY		
		-		12162260	A1	-		101	6	NONE	12059226	12084419 - TAN		
		-		12162210	A1	-		101	6	NONE	12059226	12052929 - GREEN		
PART NO WITH ADHESIVE		REV.	N/P	STATUS	PART NO WITHOUT ADHESIVE		REV.	N/P	STATUS	TYPE	# OF AVAIL CAVITIES	CAVITIES BLOCKED	CONNECTOR SEAL	CABLE SEAL PART NO. & COLOR

NOTES

1. UNLESS OTHERWISE SPECIFIED AND/OR INDICATED:
   DIMENSIONS ARE TO FACE OF VIEW SHOWN AND AUTOMATICALLY ROUNDED BY COMPUTER FOR INSPECTION. (SEE MATH MODEL FOR PRECISE DIMENSIONS.) FOR ALL OTHER DIMENSIONS NOT SHOWN BUT REQUIRED FOR TOOL BUILD, SEE MATH MODEL FOR PRECISE TOOL PATH DATA.
2. CAVITIES TO ACCEPT 12124075 TERMINAL OR EQUIVALENT.
3. WHEN PARTS ARE SHIPPED THEY MUST BE PACKED IN PLASTIC BAGS OR SHIPPING CONTAINERS MUST BE LINED WHIT PLASTIC LINERS. BAGS MUST BE SEALED TO AVOID FOREING MATTER.
4. FOR LEAD LENGTH CALCULATIONS, DISTANCE FROM MATING END OF CONNECTOR TO FRONT OF CABLE CORE IS 10.15 7.05.
5. SEALING CODE 3.
6. FOR PART NUMBERS WITH ADHESIVE, USE PM00J510 OR ADHESIVE APPROVED BY MATERIALS ENGINEERING TO GLUE CONNECTOR SEAL TO CONNECTOR.

DRAWING NUMBER 12162264
SIZE A1x3 | SCALE 2:1 | FRAME NO 2 OF 2 | SHEET NO 1 OF 1 | STS R | REV 04 | N/P -

DWG TYPE: PART DRAWING
STYLE
VOLUME UOM1 | DISTR CODE
RELEASE 6/900
UNLESS OTHERWISE SPECIFIED
THIS DOCUMENT IS IN ACCORDANCE WITH ASME Y14.5M 1994 UNLESS OTHERWISE SPECIFIED. DIMENSIONS ARE TO BE COMPLETED MEANING EXACT. SEPARATE PATTERNS OF FEATURES MAY BE MADE SEPARATELY REGARDLESS OF DATUM REFERENCE.
ALL DIMENSIONS ARE IN MILLIMETERS
(10) PROCESS SENSITIVE DIMENSION
REFERENCE
DIMENSIONS ENCLOSED IN PARENTHESIS REFERENCE DIMENSIONS AND NO TOLERANCE LIMITS ARE ESTABLISHED.
DIMENSIONAL RANGE (MM) | QUALITY
FROM | TO | 0 | 10 | 30 | 100 | 300 | 1000
10 | 30 | 30 | 100 | 300 | 1000 | 3000
TOLERANCE UNLESS OTHERWISE SPECIFIED
LINEAR: ±0.05 | ±0.1 | ±0.15 | ±0.3 | ±0.5 | ±0.8
ANGULAR TOLERANCE ±2°
THIRD ANGLE PROJECTION
USE MATH DATA
DO NOT SCALE
DELPHI
DELPHI PACKARD ELECTRIC SYSTEMS WARREN, OH

		DATE
DR		
APVD1	T. BEILSTEIN	02FE94
APVD2	T.E. BEILSTEIN	02FE94
APVD3	S.J. VURMER	17FE94
APVD4		
APVD5		

SUBSTANCES OF CONCERN AND RECYCLED CONTENT PER DELPHI (094900)
MATERIAL SEE DWG
DRAWING NAME TAXI CONN F M/P 150.2 N/A
DRAWING NUMBER 12162264
SIZE A1x3 | SCALE 2:1 | FRAME NO 1 OF 2 | SHEET NO 1 OF 1 | STS R | REV 04 | N/P -

tassel1