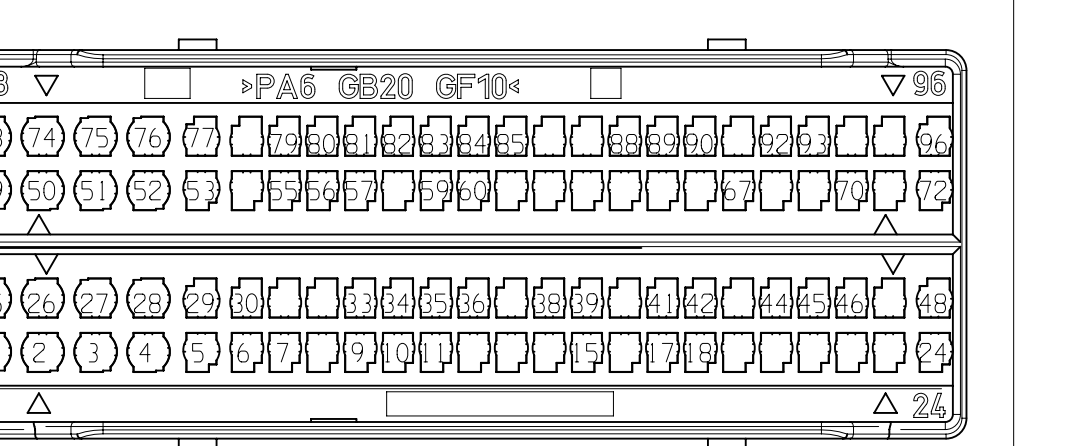
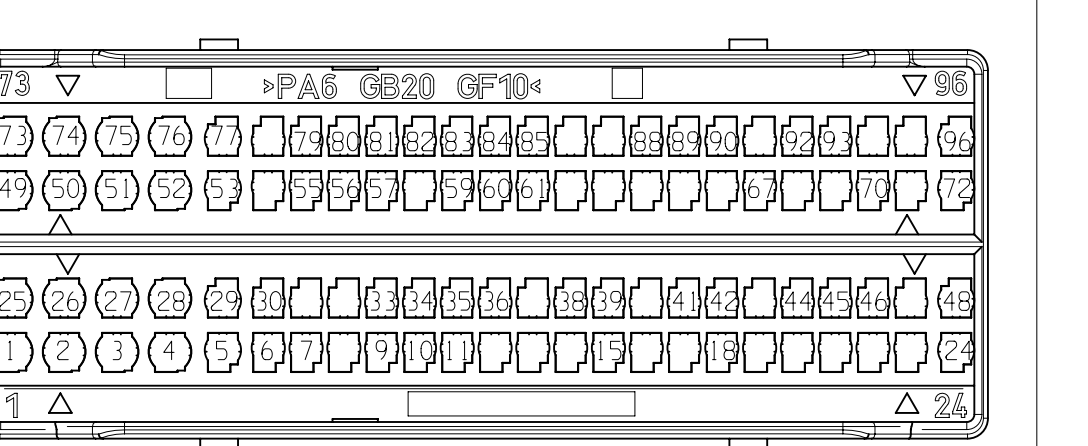
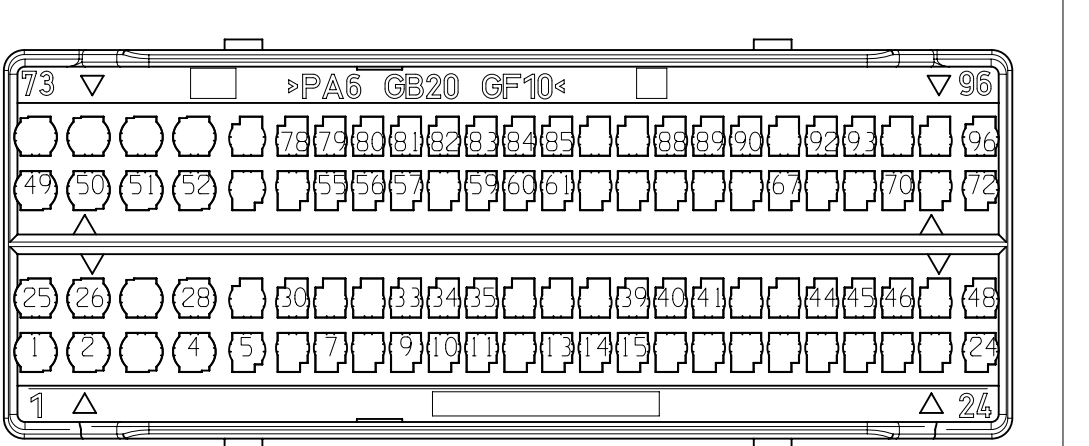
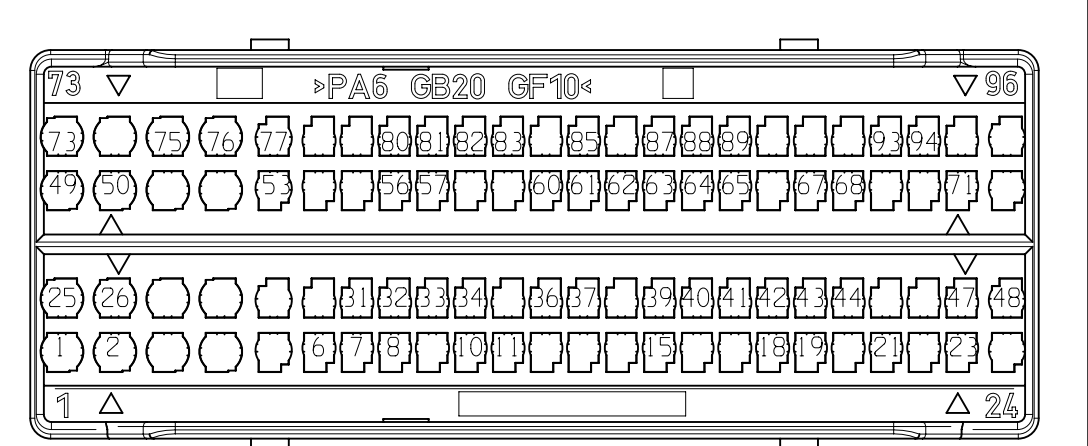
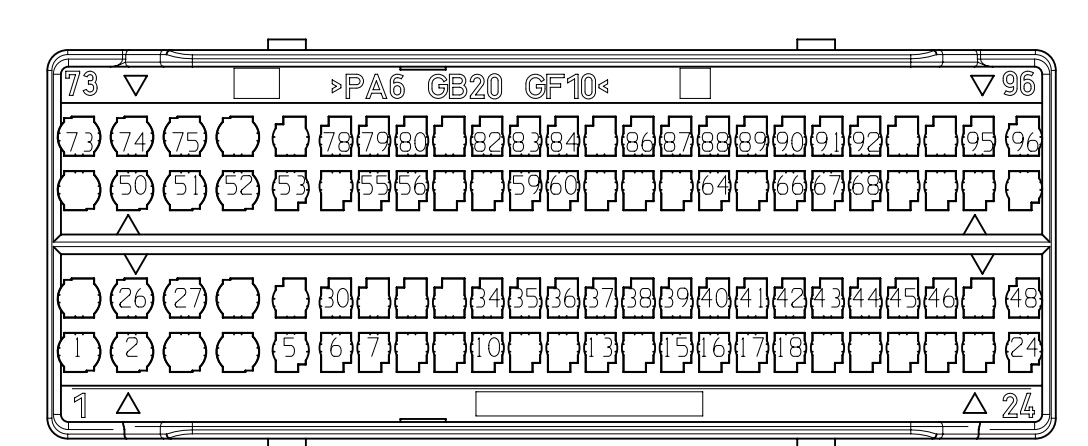
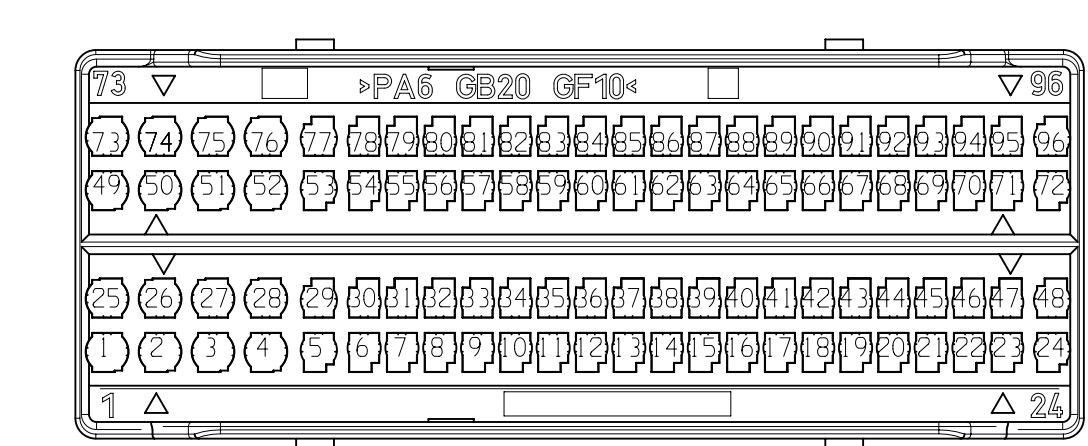


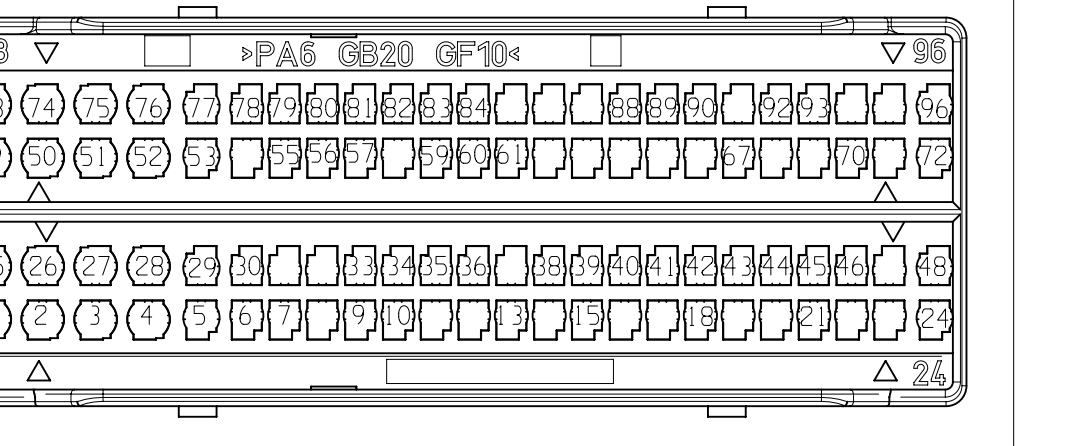
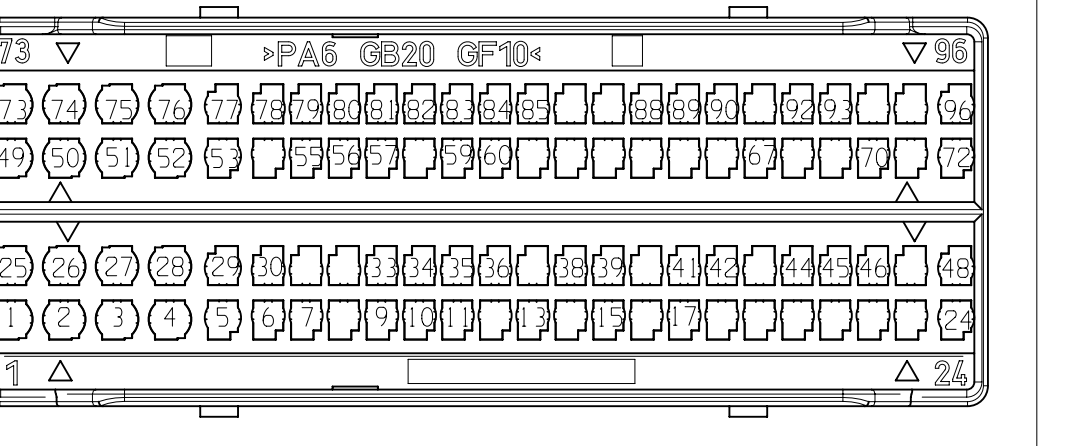
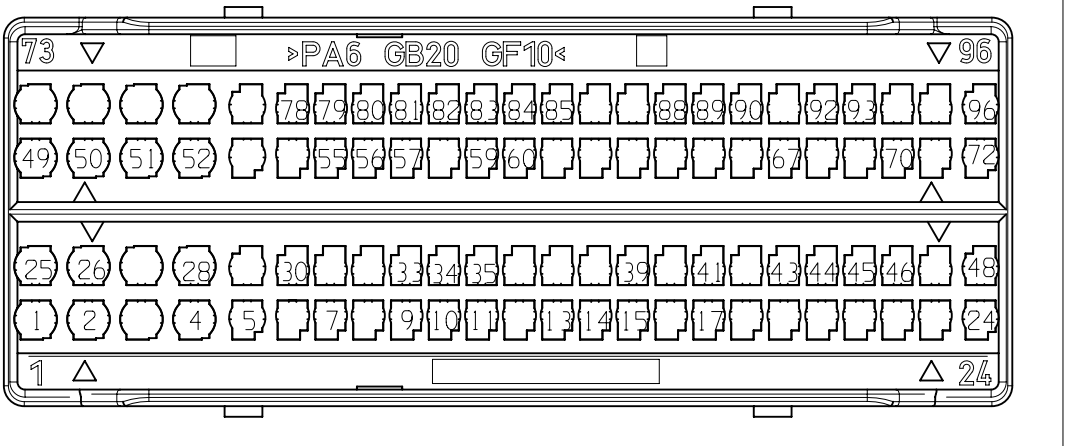
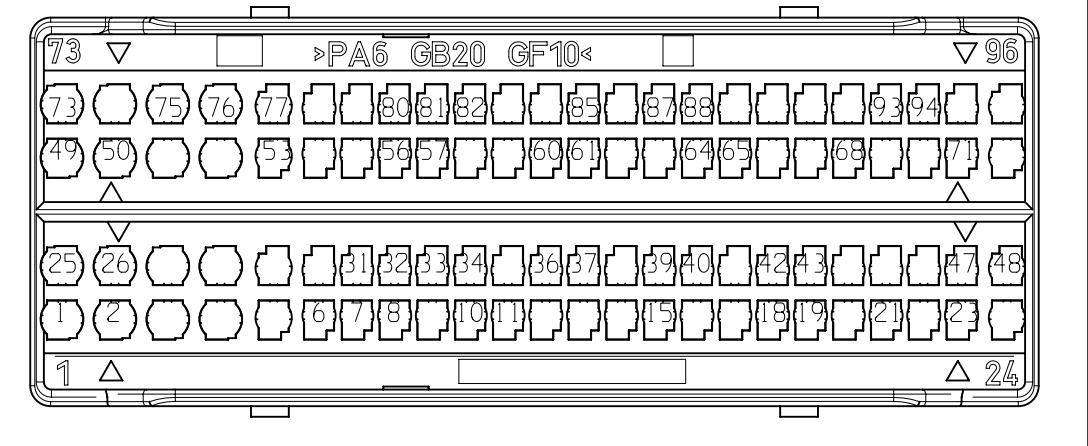
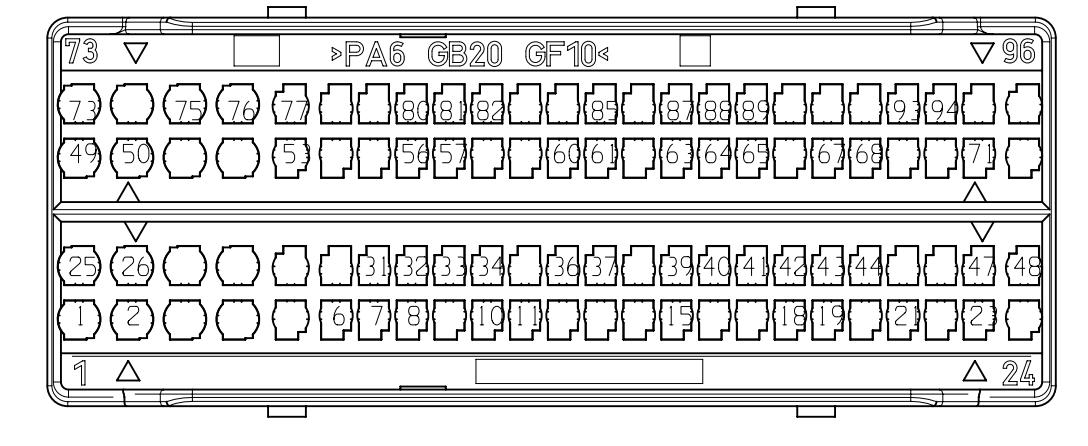
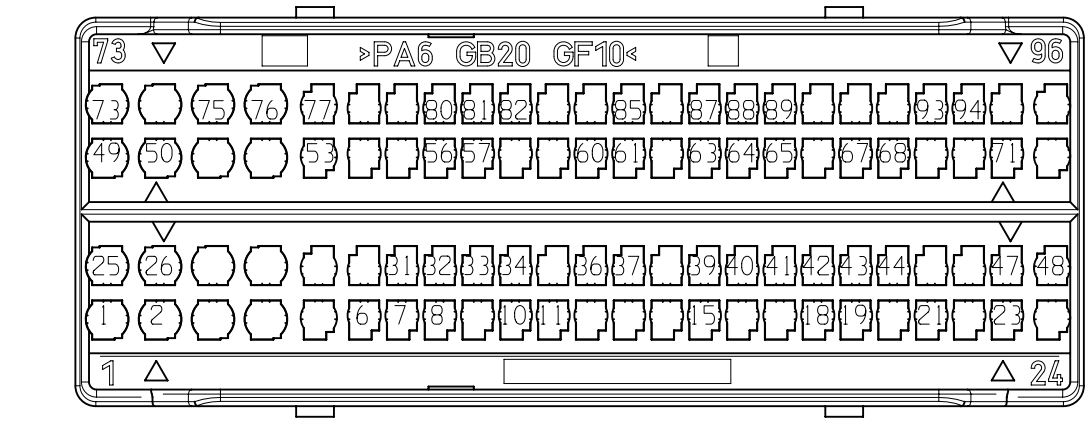
POS.	TITLE	PART-NO.	PART-REV.	DATE DATUM	AMOUNT ANZAHL	CUSTOMER-NO. KUNDENNUMMER	MATERIAL WERKSTOFF	RAL	NOTES BEMERKUNG
A1	CONNECTOR 96 WAY CONNECTOR 96 POL.	SEE CHART SIEHE TABELLE	SEE CHART SIEHE TABELLE	SEE CHART SIEHE TABELLE	1	---	---	---	CONDITION OF DELIVERY POS. 1-2 ASSEMBLED LIEFERZUSTAND POS. 1-2 MONTIERT
1	RECEPTACLE HOUSING 96 WAY FLACHSTECKHUELSENGEHAUSE 96 POL.	13553231	---	---	1	---	---	---	ONLY ASSEMBLED PARTS AVAILABLE NUR MONTIERT LIEFERBAR
2	COVER PLATE AND BLOCKSEAL ABDECKPLATTE UND BLOCKDICHTUNG	SEE CHART SIEHE TABELLE	---	---	1	---	---	---	ONLY ASSEMBLED PARTS AVAILABLE NUR MONTIERT LIEFERBAR
A2	CONNECTOR 96 WAY CONNECTOR 96 POL.	SEE CHART SIEHE TABELLE	SEE CHART SIEHE TABELLE	SEE CHART SIEHE TABELLE	1	---	---	---	CONDITION OF DELIVERY POS. 3-4 ASSEMBLED LIEFERZUSTAND POS. 3-4 MONTIERT
3	RECEPTACLE HOUSING 96 WAY FLACHSTECKHUELSENGEHAUSE 96 POL.	13781989	---	---	1	---	---	---	ONLY ASSEMBLED PARTS AVAILABLE NUR MONTIERT LIEFERBAR
4	COVER PLATE AND BLOCKSEAL ABDECKPLATTE UND BLOCKDICHTUNG	SEE CHART SIEHE TABELLE	---	---	1	---	---	---	ONLY ASSEMBLED PARTS AVAILABLE NUR MONTIERT LIEFERBAR
A3	CONNECTOR 96 WAY CONNECTOR 96 POL.	SEE CHART SIEHE TABELLE	SEE CHART SIEHE TABELLE	SEE CHART SIEHE TABELLE	1	---	---	---	CONDITION OF DELIVERY POS. 2+5 ASSEMBLED LIEFERZUSTAND POS. 2+5 MONTIERT
5	RECEPTACLE HOUSING 96 WAY FLACHSTECKHUELSENGEHAUSE 96 POL.	35391963	---	---	1	---	---	---	ONLY ASSEMBLED PARTS AVAILABLE NUR MONTIERT LIEFERBAR
2	COVER PLATE AND BLOCKSEAL ABDECKPLATTE UND BLOCKDICHTUNG	SEE CHART SIEHE TABELLE	---	---	1	---	---	---	ONLY ASSEMBLED PARTS AVAILABLE NUR MONTIERT LIEFERBAR

COD	PART-NO.	PART-REV.	DATE DATUM	VARIANT-NO. VARIANTEN- NR.:	SCALE/MASSSTAB
A1	13553535	02	16DE05	0	2:1
2	15494610	---	---	0	---

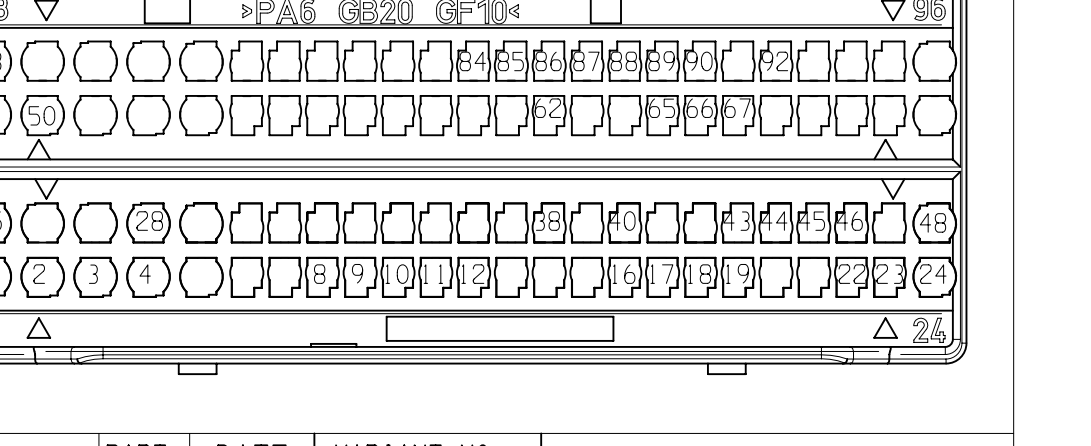
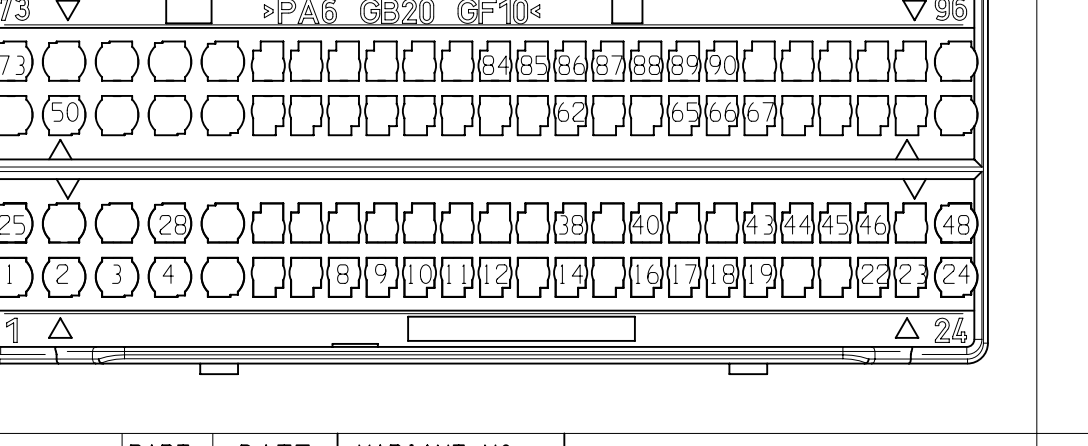
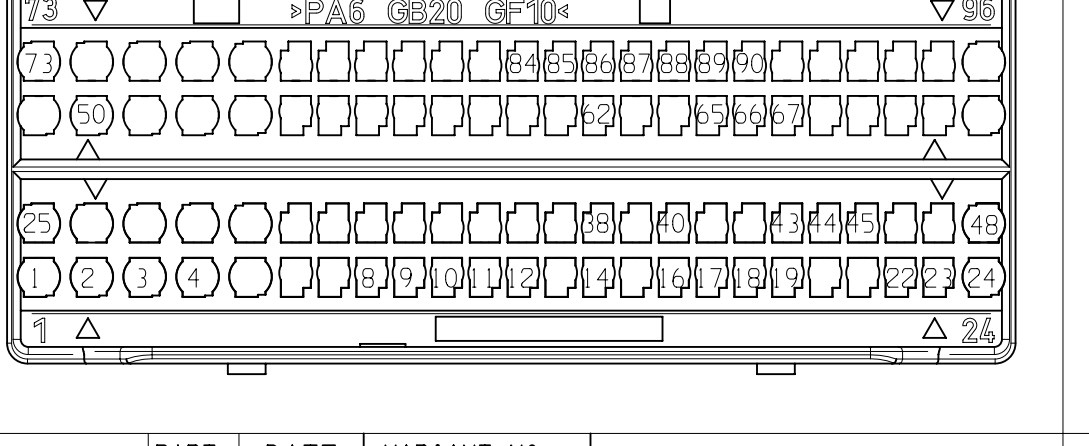
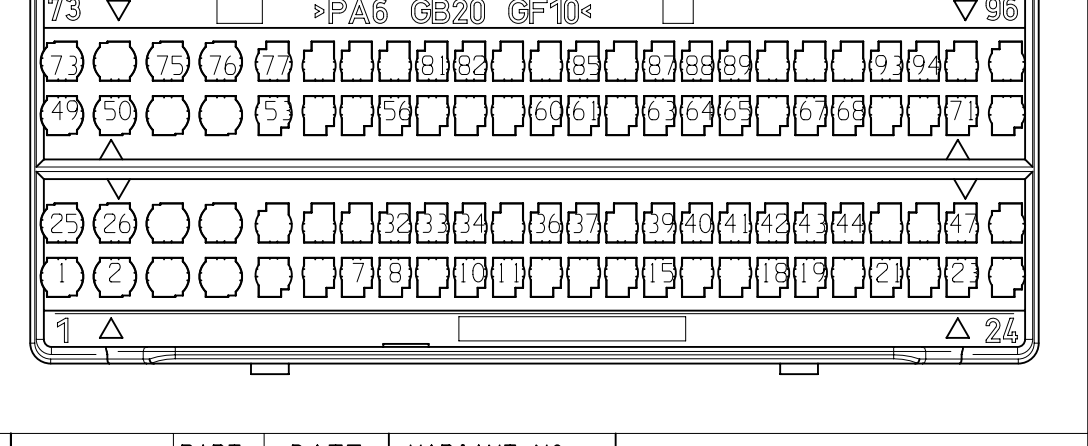
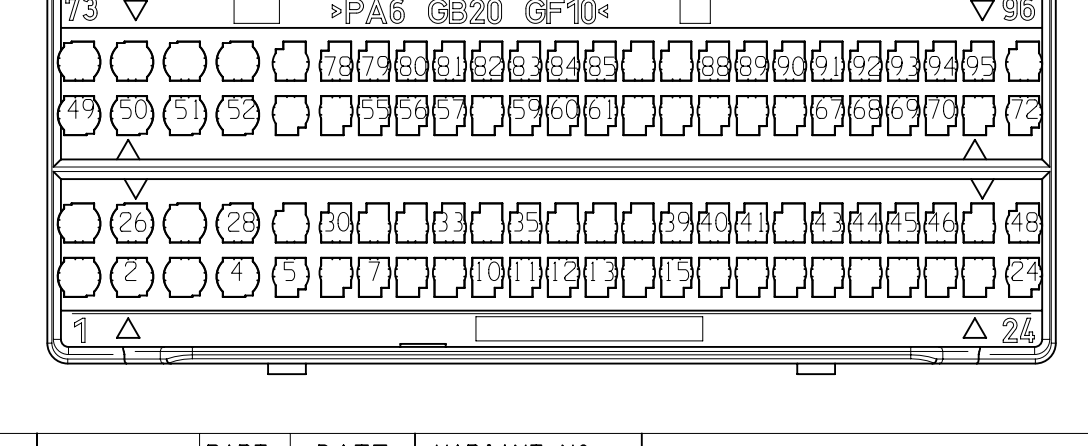
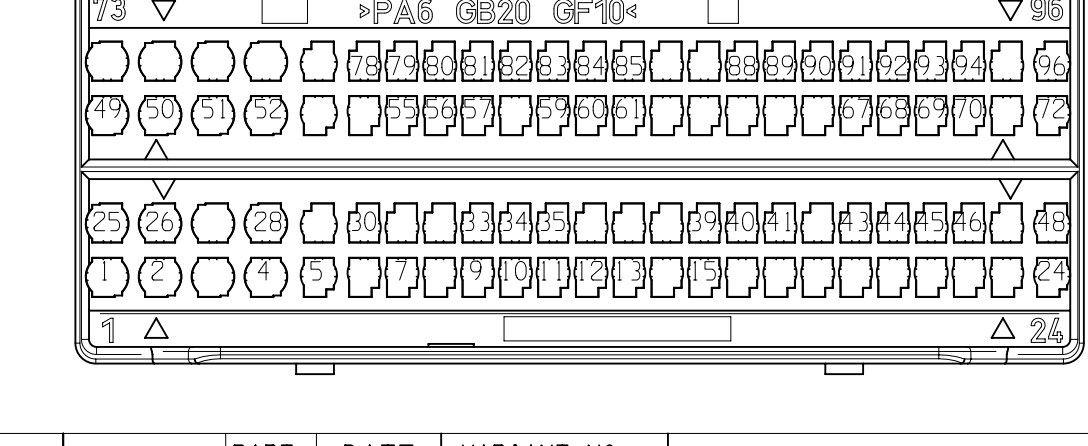


DATE	REV	BY	CHKD	ZONE	REVISION HISTORY	AUTH	DR	APPO1	APPO2	
27NO07	R	09	---	---	PAE 83 A005/ SETE 03 HINDU	---	---	A.STA	STOR.	M.SKR
19SE07	R	11	---	D11	VAR. 46 A005/ VAR. 46 HINDU	---	---	W.TAR	STOR.	M.SKR
10DE07	R	12	---	J9	VAR. 49 A005/ VAR. 49 HINDU	---	---	W.TAR	STOR.	M.SKR
04MR08	R	13	---	J7	VAR. 50 A005/ VAR. 50 HINDU	---	---	W.TAR	STOR.	P.LES
17JN08	R	15	---	56A8	VAR. 59 A005/ VAR. 59 A0 HINDU	---	---	W.TAR	STOR.	P.LES
24NO08	R	16	---	H7S	VAR. 65 A005/ VAR. 65 A0 HINDU	---	---	K.BOR	STOR.	M.SKR
23JA09	R	16	AA	H7	VAR. 65 - WRITE ERROR/ VAR. 65 - SCHREIBFEHLER	---	---	K.BOR	STOR.	M.SKR
21AP09	R	17	AB	ES-69	VAR. 72-77 HINDU, WAS CODE - WRITE ERROR/ VAR. 72-77 HINDU, WAR CODE - SCHREIBFEHLER	---	---	K.BOR	STOR.	MICHA.
15SE09	R	18	---	ES-69 LB	VAR. 77-78 COD A2 A005/ VAR. 77-78 COD A2 A005/ PART-NO. 13781989 A005/ HINDU	---	---	K.BOR	STOR.	K.PIT
05FE10	R	19	AC	A1	PAE 83-95 WAS 83-85/ SETE 03-05 MAR 03-03	---	---	K.BOR	STOR.	SYS
09JUL10	R	20	---	067	VAR. 87, 88 A005/ VAR. 87, 88 HINDU	---	---	K.BOR	STOR.	K.PIT
09DE10	R	21	---	04B15	VAR. 92, 93 A005/ VAR. 92, 93 HINDU	---	---	V.KAS	STOR.	SYS
08JUN15	R	22	---	---	MODEL DESIGN FOR BETTER WELDING CHAMFER/ MODEL DESIGN FÜR BESSERE VERFÜHRUNG CHAMFERST	---	---	V.KAS	STOR.	SYS
20SE19	R	23	---	L8/NO B11 B13	COD A3 - PA 3549463 A005/ HINDU; COD A3 - PA 3549463 VAR. 0 A005/ HINDU; COD A3 - PA 3549463 VAR. 116 A005/ HINDU	---	---	C.ELI	O.HAC	SYS
14FE20	R	24	---	---	DRAWING FORMAT REVISED/ ZEICHNUNGSFORMAT ÜBERARBEITET; COD A1 - PA 3549463 VAR. 117 A005/ HINDU	---	---	C.ELI	O.HAC	SYS

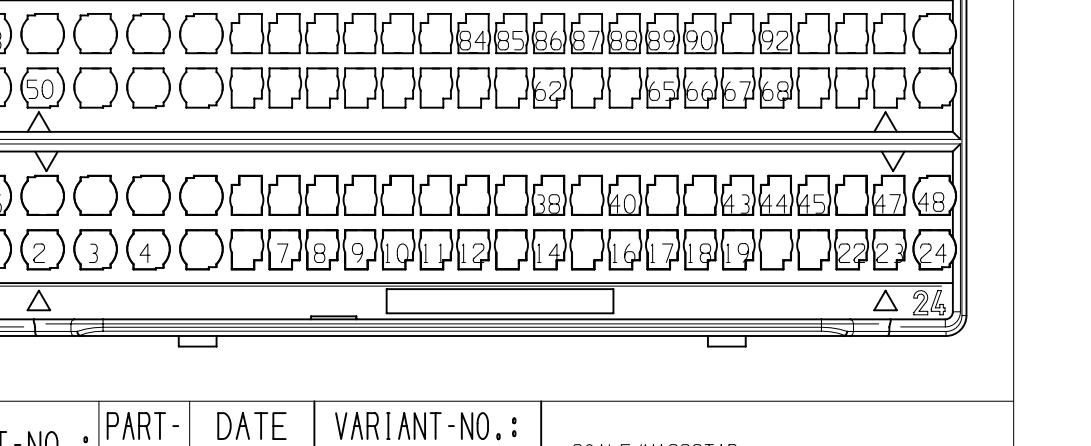
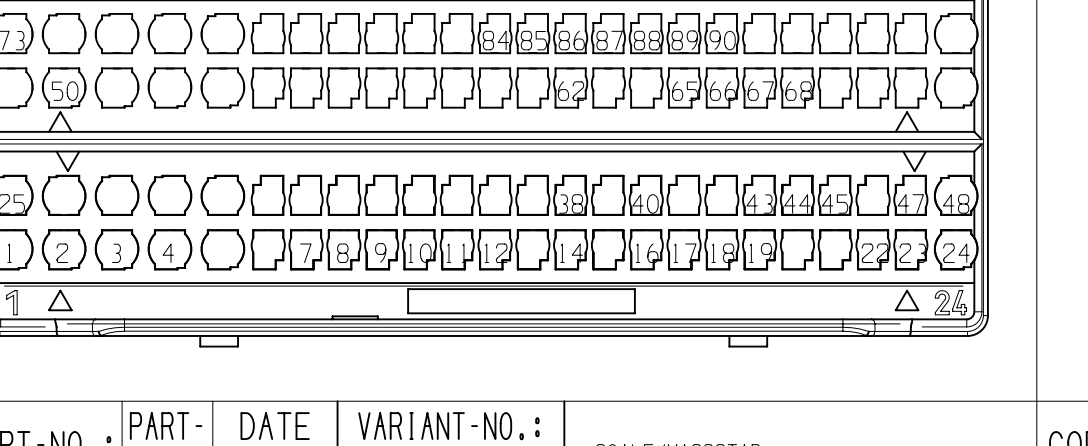
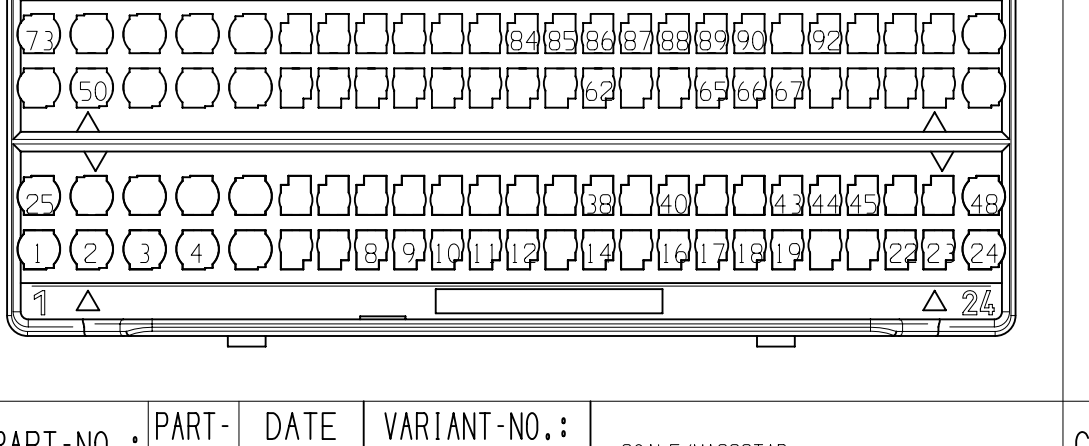
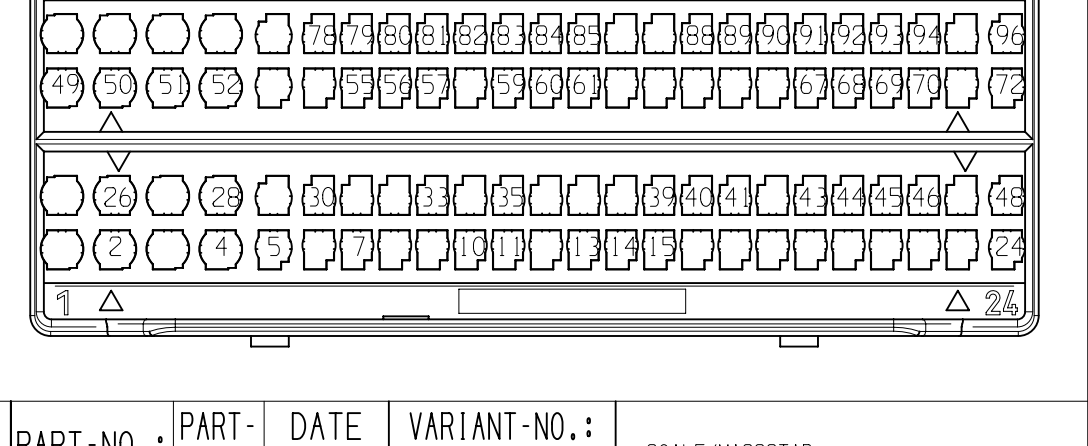
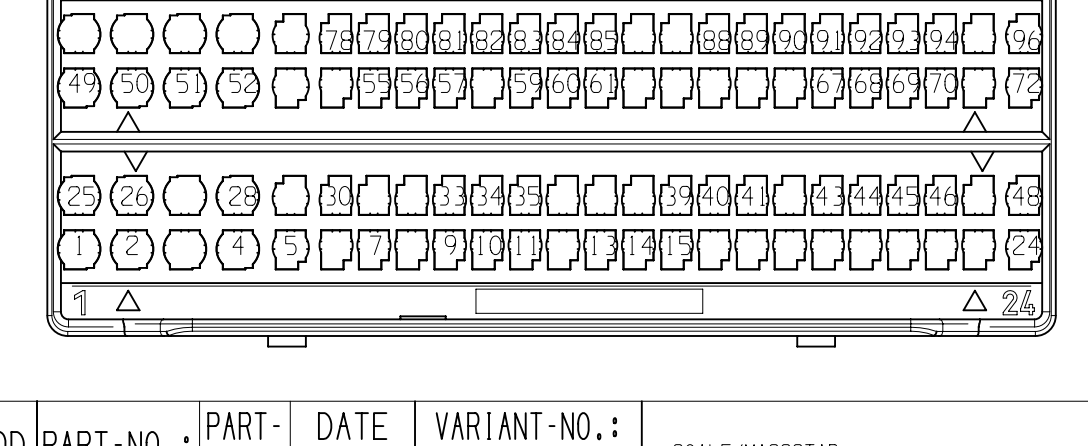
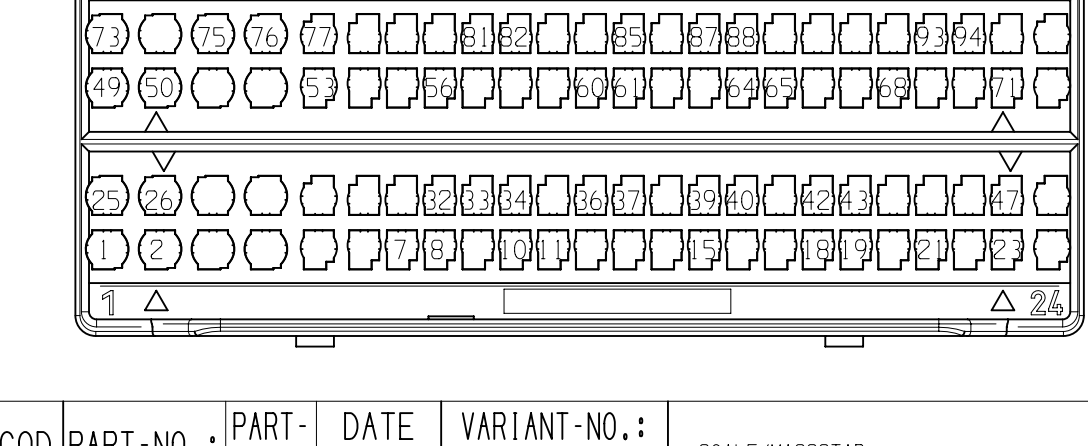
COD	PART-NO.	PART-REV.	DATE DATUM	VARIANT-NO. VARIANTEN- NR.:	SCALE/MASSSTAB
A1	13567642	02	16DE05	12	2:1
2	13567636	---	---	12	---



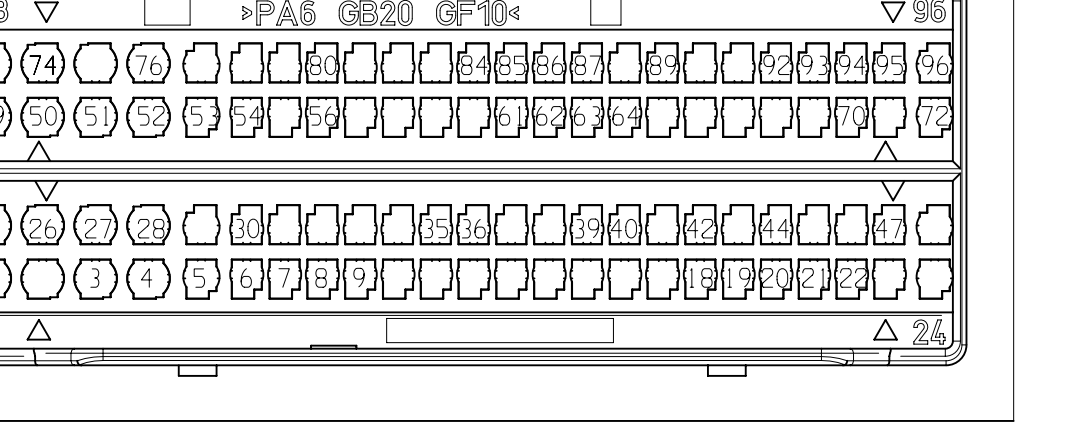
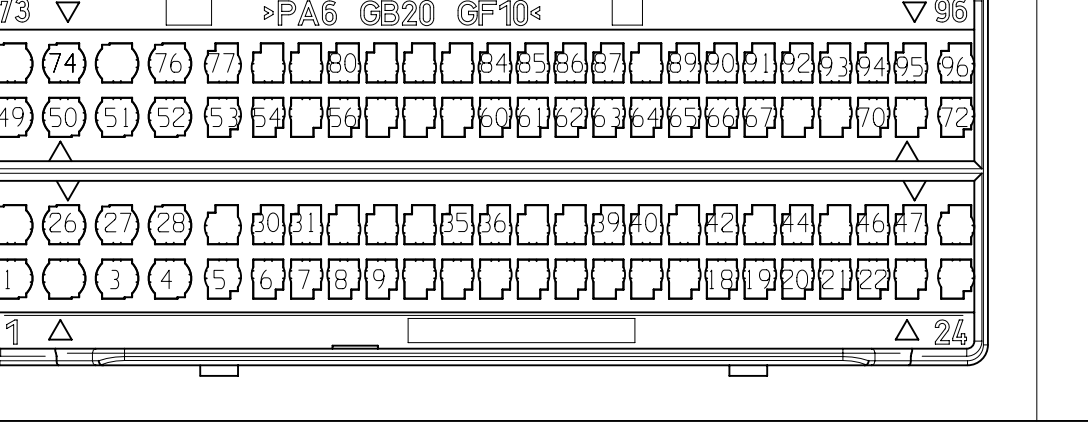
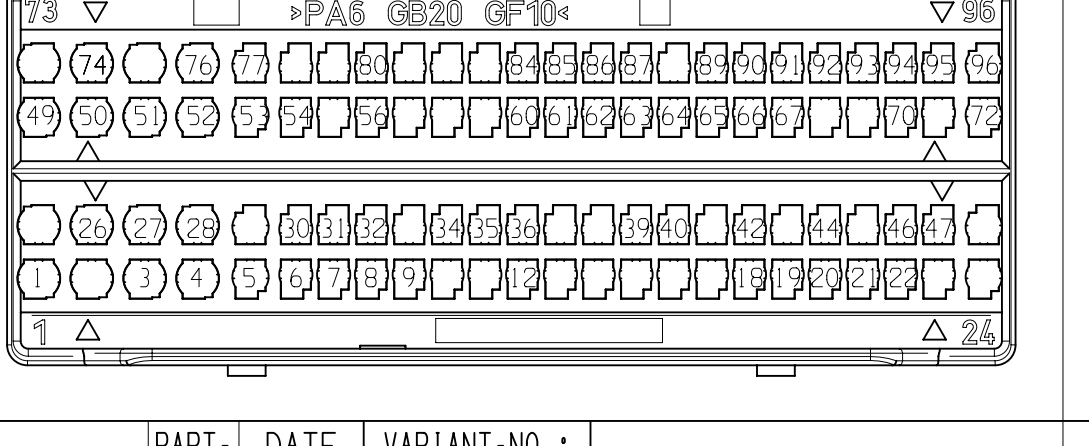
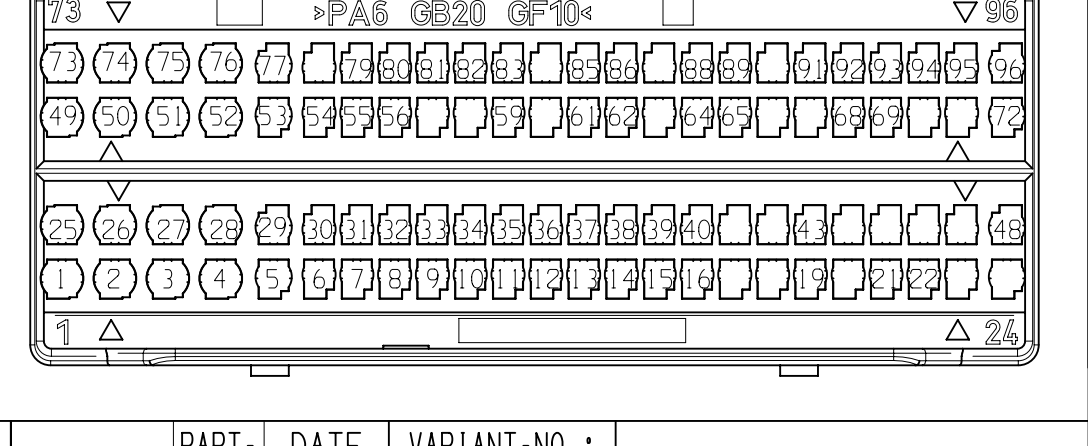
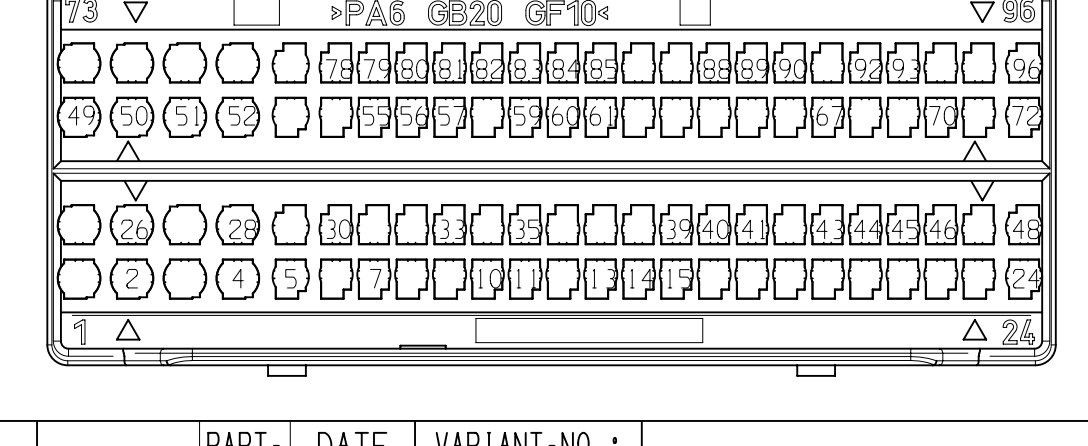
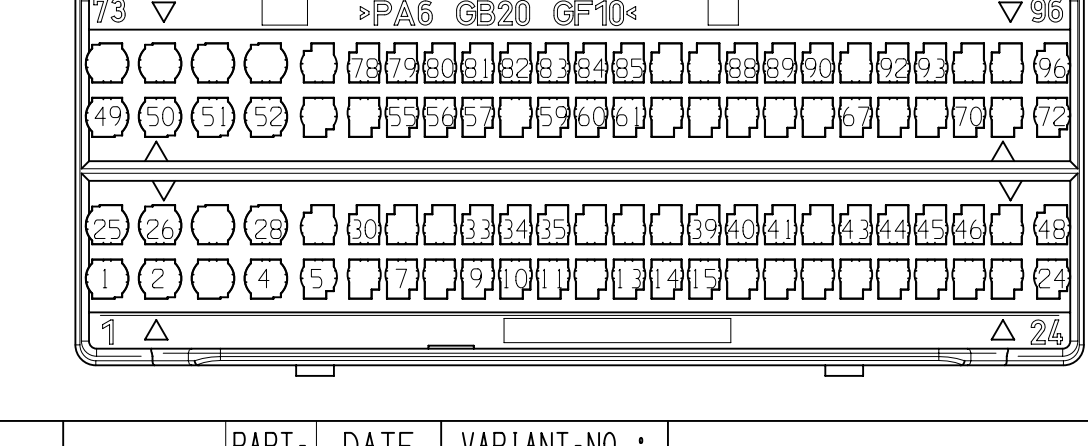
COD	PART-NO.	PART-REV.	DATE DATUM	VARIANT-NO. VARIANTEN- NR.:	SCALE/MASSSTAB
A1	13577442	01	06MR06	23	2:1
2	13577437	---	---	23	---



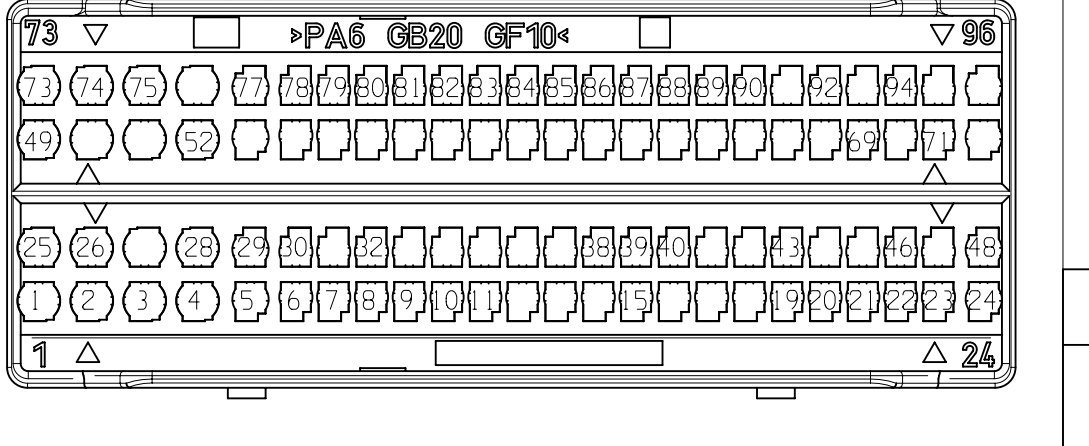
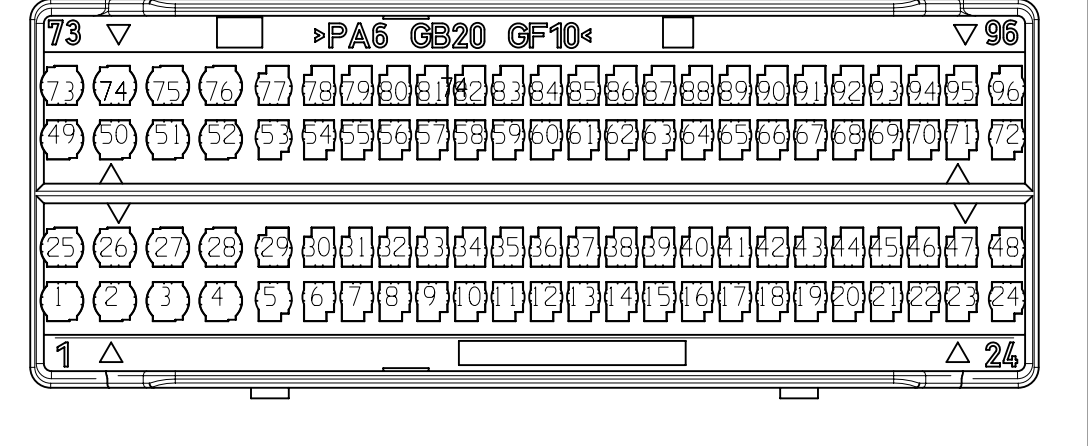
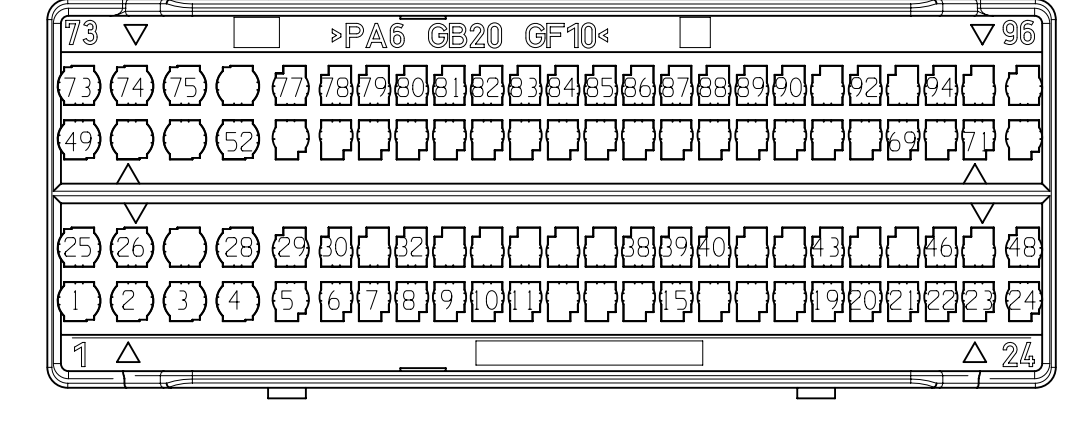
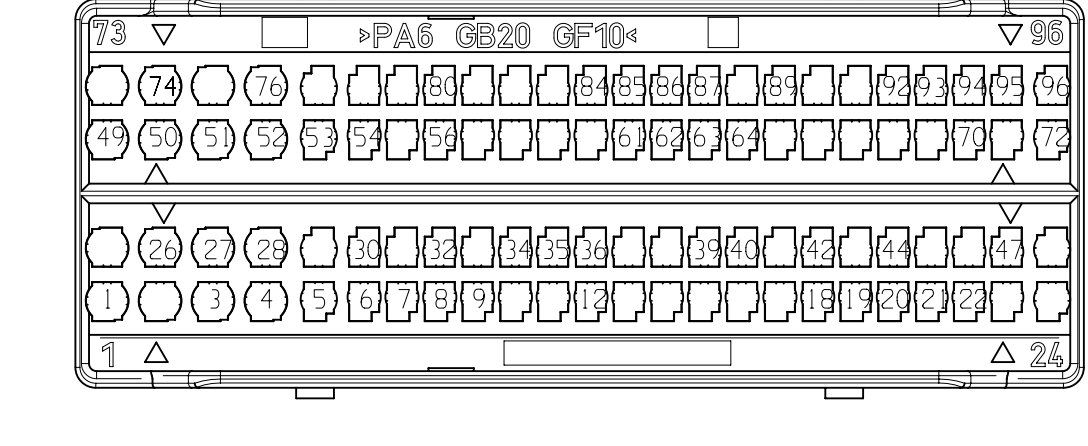
COD	PART-NO.	PART-REV.	DATE DATUM	VARIANT-NO. VARIANTEN- NR.:	SCALE/MASSSTAB
A1	13603447	01	28SE06	28	2:1
2	13603445	---	---	28	---



COD	PART-NO.	PART-REV.	DATE DATUM	VARIANT-NO. VARIANTEN- NR.:	SCALE/MASSSTAB
A1	13626111	01	12FE07	31	2:1
2	13626106	---	---	31	---



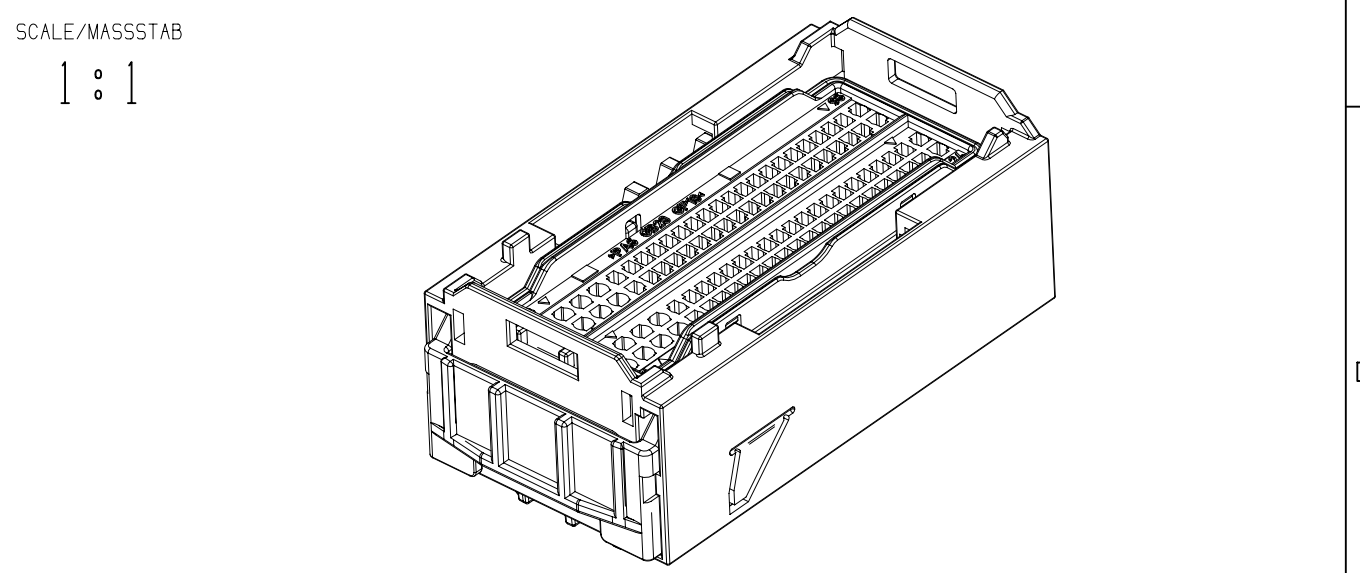
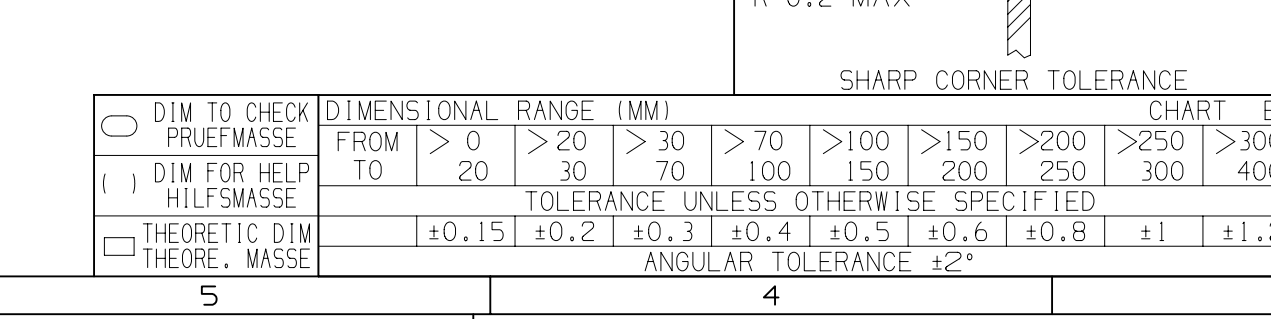
COD	PART-NO.	PART-REV.	DATE DATUM	VARIANT-NO. VARIANTEN- NR.:	SCALE/MASSSTAB
A1	13858280	01	09DE10	93	2:1
2	13858279	---	---	93	---



REMARKS:  
 - IN CASE OF PART MODIFICATION CHECK ASSEMBLY TOOLS AND TEST EQUIPMENT AT THE CUSTOMER AND THE SUPPLIER  
 - MARK PLASTIC PARTS PER VDA 260  
 - COMPATIBLY COVER AND LEVER SEE DRAWING-NO.: 15494615  
 - BLANDED CAVITIES INDICATE CLOSED LOCATION  
 - CAVITIES 1-4; 25-28; 49-52; 73-76 FOR TERMINALS WITH OUTER DIAMETER 1.4-2.4 MM  
 - ITTYO 1394897-3; 1452503-3 OR EQUIVALENT CRIMPDIMENSIONS SEE ESD 20704-CUS01-502  
 - CAVITIES 5; 24; 29; 48; 53; 72; 77; 96 FOR TERMINALS WITH OUTER DIAMETER 1.4-2.1 MM  
 - ITTYO 1394897-3; 1452503-3 OR EQUIVALENT CRIMPDIMENSIONS SEE ESD 20703-CUS01-502  
 - CAVITIES 6-23; 30-47; 54-71; 78-95 FOR TERMINALS WITH OUTER DIAMETER 1.4-1.9 MM  
 - ITTYO 1394897-3 OR EQUIVALENT CRIMPDIMENSIONS SEE ESD 20702-CUS01-502

BEMERKUNGEN:  
 - BEI ARTIKELÄNDERUNG AUF MONTAGE UND PRÜFEQUIPMENT BEIM KUNDEN SOWIE BEIM LIEFERANTEN ACHTEN  
 - KUNSTSTOFFTEILE NACH VDA 260  
 - PASSENDER DECKEL MIT BUEGEL SIEHE DRAWING-NO.: 15494615  
 - LEERE FELDER KENNZEICHNEN GESCHLOSSENE KAVIERN  
 - KAVIERN 1-4; 25-28; 49-52; 73-76 FUER KONTAKTE MIT AUSSENDURCHMESSER 1.4-2.4 MM  
 - ITTYO 1394897-3; 1452503-3 ODER VERGLEICHBARI CRIMPMASSSE SIEHE ESD 20704-CUS01-502  
 - KAVIERN 5; 24; 29; 48; 53; 72; 77; 96 FUER KONTAKTE MIT AUSSENDURCHMESSER 1.4-2.1 MM  
 - ITTYO 1394897-3; 1452503-3 ODER VERGLEICHBARI CRIMPMASSSE SIEHE ESD 20703-CUS01-502  
 - KAVIERN 6-23; 30-47; 54-71; 78-95 FUER KONTAKTE MIT AUSSENDURCHMESSER 1.4-1.9 MM  
 - ITTYO 1394897-3 ODER VERGLEICHBARI CRIMPMASSSE SIEHE ESD 20702-CUS01-502

KEY PRODUCT CHARACTERISTICS			
SAFETY/COMPLIANCE	FIT/FUNCTION	TOTAL ON DRAWING	0
S/C CHECKPOINTS	F/F CHECKPOINTS	LAST NO. USED	0
NO 8 TYPE	DESCRIPTION	RATIONALE	PTS
			ZONE



DATE	REV	BY	CHKD	ZONE	REVISION HISTORY
18JA05	---	T.SWIE	---	---	---
19JA05	---	STOR.	---	---	---
20JA05	---	M.SKR	---	---	---

GENERAL TOLERANCES ACCORDING TO:	
GD&T ACCORDING TO:	---
REFERENCE	---
FIRST ANGLE PROJECTION	---
DO NOT SCALE	---
USE MATH DATA	---

•APTIV•

CONNECTION SYSTEMS  
 D-42119 WUPPERTAL  
 COPYRIGHT 2005 APPTIV. ALL RIGHTS RESERVED.  
 THIS DRAWING IS THE PROPERTY OF APPTIV AND CONTAINS APPTIV CONFIDENTIAL INFORMATION. THE REPRODUCTION, DISTRIBUTION AND UTILIZATION OF THIS DOCUMENT OR ITS RELATED DATA, AS WELL AS COMMUNICATION OF ANY CONTENT TO OTHERS, WITHOUT EXPRESS AUTHORIZATION, IS PROHIBITED.

CONNECTION SYSTEMS  
 D-42119 WUPPERTAL  
 COPYRIGHT 2005 APPTIV. ALL RIGHTS RESERVED.  
 THIS DRAWING IS THE PROPERTY OF APPTIV AND CONTAINS APPTIV CONFIDENTIAL INFORMATION. THE REPRODUCTION, DISTRIBUTION AND UTILIZATION OF THIS DOCUMENT OR ITS RELATED DATA, AS WELL AS COMMUNICATION OF ANY CONTENT TO OTHERS, WITHOUT EXPRESS AUTHORIZATION, IS PROHIBITED.

DWG. NO.	SCALE	FRAME NO.	SHEET NO.	STB	REV.	DATE
154945599	2:1	1	OF 1	3	OF 5	R 24