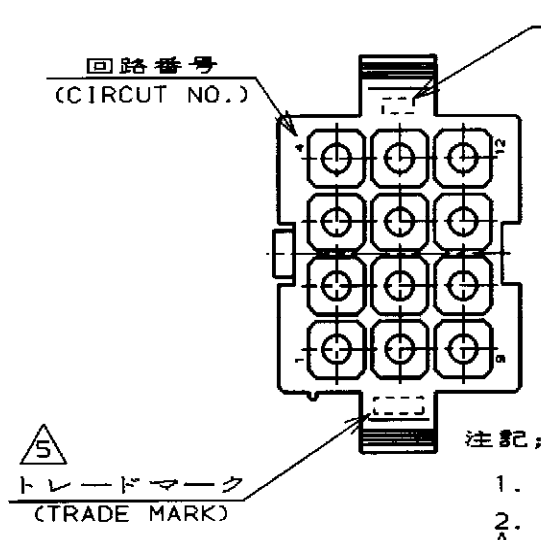
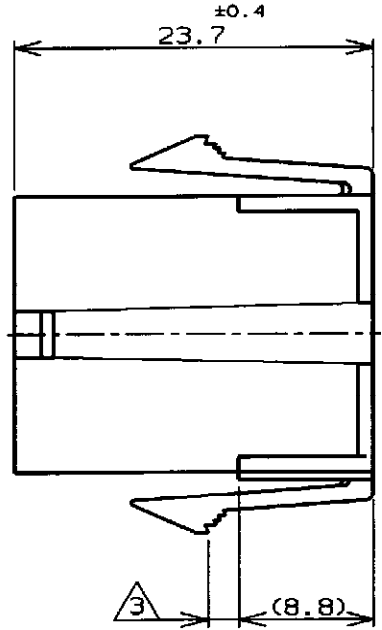
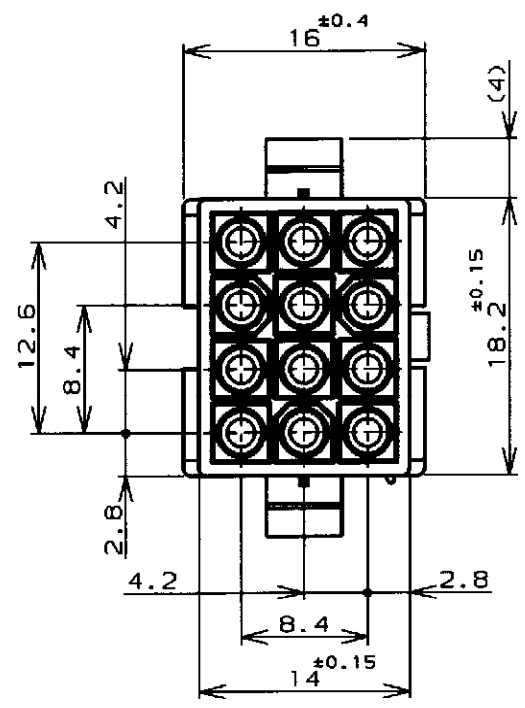


THIS DRAWING IS UNPUBLISHED. RELEASED FOR PUBLICATION
 (C) COPYRIGHT ALL RIGHTS RESERVED.

LOC		DIST		REVISIONS				
				変更		DATE	DWN	APVD
P	LTR	DESCRIPTION		DATE	DWN	APVD		
		C3		REVISED PER ECR-16-010553	02AUG2017	BW	SG	

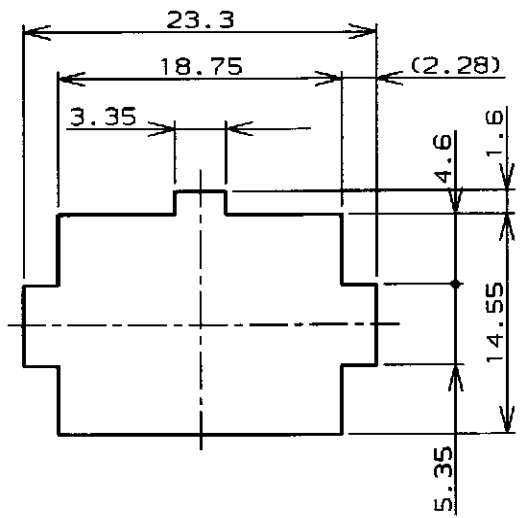


注記:

1. 使用端子型番は170359, 170360, 170361, 170362
2. 嵌合相手ハウジング型番は172170
- △3 適用パネル厚 0.8~2.0mm
4. 取付穴打抜方向とハウジングの挿入方向は同じとする。
- △5 表1参照

NOTE:

1. APPLICABLE CONT P/N: 170359, 170360, 170361, 170362
2. MATING HSG P/N: 172170
- △3 APPLICABLE PANEL THICKNESS: 0.8-2.0mm
4. HOUSING INSERTION INTO THE PANEL CUT-OUT MUST BE DONE IN THE SAME DIRECTION WITH PUNCH KNOCKING.
- △5 SEE TABLE 1
- △6 OBSOLETE PARTS: OBSOLETE CIS STREAMLINING PER D.RENAUD/D.SINISI



寸法公差は±0.20
(TOLERANCE: ±0.20)

パネル取付穴
(RECOMENDED PANEL OPENING DIMENSION)

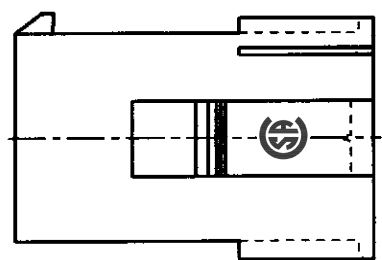


表1 (TABLE 1)

トレードマーク (TRADE MARK)	生産場所 (MANUFACTURING PLACE)
-AMP OR AMP	日本 (JAPAN)
-+AMP OR AMP	中国 (CHINA(PRC))

△6
OBSOLETE

黒 (BLACK)	1-172162-9
青 (BLUE)	↑ - 6
緑 (GREEN)	↑ - 5
赤 (RED)	1 - ↓ - 2
自然色 (NATURAL)	172162-1
色 (COLOR)	型番 (P/N)

WIRE RANGE 挿合電線断面積	INSULATION DIA 被覆外径
-----------------------	------------------------

DIMENSIONS 単位: 概 mm		TOLERANCES UNLESS OTHERWISE SPECIFIED 一般公差 (GENERAL TOLERANCE)		DWN M. Yamazaki 8 Jun '98		TE Connectivity	
±0.3		//		CHK M. Slin 15 Jun '98		NAME 名称	
MATERIAL 材料 66ナイロン UL94V-0 (66NYLON UL94V-0)		FINISH 仕上 //		APVD M. Slin 15 Jun '98		12極ミニユニバーサルメイトンロックキャップハウジング (UL94V-0)	
				PRODUCT SPEC 製品規格 108-5138		12Pos MINI UNIVERSAL MATE-N-LOCK CONN. CAP HOUSING (UL94V-0)	
				INSTRUCTION SHEET 取り扱い説明書 IS-105J		SIZE CAGE CODE DRAWING NO 番号	
				WEIGHT //		A3 00779 C= 172162	
				CUSTOMER DRAWING		RESTRICTED TO	
				SCALE 尺度 2-1		SHEET 1 OF 1 REV C3	

参考図面