

## Continuous Duty Solenoids, S.P.D.T.

Normally OPEN and normally CLOSED contacts

- Steel housings.
- Contact terminal 5/16"-24 thread.
- Bracket mounting holes 5/16" x 19/32", 2 13/64" on centers.

### CONSERVATIVE ELECTRICAL RATINGS

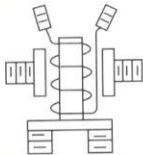
Continuous Duty: 35 amps small studs, 85 amps large studs.

12  
Volts



No. 24401

INSULATED

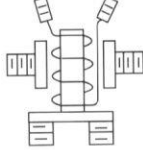


24  
Volts




No. 24402

INSULATED

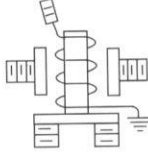


12  
Volts



No. 24401-01

GROUNDED

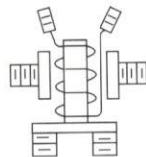


36  
Volts



No. 24400

INSULATED



## Continuous Duty Solenoid, S.P.S.T.

Normally OPEN contacts • One Circuit: OFF-ON

12  
Volts



No. 24420

INSULATED

