

CIRCUIT BREAKERS

Heavy duty circuit breakers are available for 6, 12, and 24V (dc) applications, unless otherwise noted and are limited to resistive loads and lamp loads.

For other applications, or further information, please contact the Cole Hersee Engineering Department or refer to Master Catalog D-271.

Circuit breakers are available in three basic types: Type I and Type II, conform to SAE recommended practice J 553C.

Type I

Cycles or continuously "re-sets" until the overload is corrected.

Type II

Does not cycle, but remains open as long as the overload exists. The unit resets when the situation is corrected.

Mechanical Reset

Remains open until the overload is corrected and the unit is reset by pushing the button.

TYPE I—CYCLING CIRCUIT BREAKERS PLUG-IN TYPE

No. 30409 Rated at 12V (dc)

- Universal "plug-in" mounted circuit breakers.
- Heavy duty replacement for ATC and ATO blade type fuses.
- Terminals are grooved for easy size adjustment - snap off with pliers.
- Saves time and cost for replacement of burnt out fuses.
- Overall size (L x W x H): .84" x .40" x 1.5" (21.33mm x 10.16mm x 38.10mm).



- **Position (C)**
.300" (7.62mm) long
- **Position (B)**
.500" (12.70mm) long
- **Position (A)**
.750" (19.05mm) long


Amperes	CH Part No.
10	30409-10
15	30409-15
20	30409-20
25	30409-25
30	30409-30

Vehicle Replacement Guide	
Terminal Position A	Ford Pickup Trucks
Terminal Position B	Chrysler & Dodge Trucks
Terminal Position C	Ford Trucks (Heavy) IH Trucks
Terminal Position C	Kenworth Trucks

INTEGRAL MOUNTING BRACKET

No. 30055

- Two #10-32 stud terminals, hex nuts and lock washers supplied.
- Overall size (L x W x H): 2" x 25/32" x 1 3/8" (50.8mm x 19.81mm x 34.97mm).
- Two 7/32" (5.55mm) mounting holes, 1 9/16" (39.68mm) on center.




Amperes	CH Part No.
6	30055-6
8	30055-8
10	30055-10
15	30055-15
20	30055-20
25	30055-25
30	30055-30
40	30055-40
50	30055-50

INTEGRAL MOUNTING BRACKET (cont)

No. 30128


- "Cross-wise" bracket.
- Two #10-32 stud terminals, hex nuts and lock washers supplied.
- Overall size (L x W x H): 2" x 25/32" x 1 3/8" (50.8mm x 19.81mm x 34.97mm).



Amperes	CH Part No.
6	30128-6
8	30128-8
10	30128-10
15	30128-15
20	30128-20
25	30128-25
30	30128-30
40	30128-40

No. 30402

- Feature "quick-connect" male blade terminals.
- Overall size (L x W x H): 2" x 25/32" x 1 7/64" (25.65mm x 19.81mm x 27.94mm).
- Two 7/32" (5.58mm) mounting holes, 1 9/16" (39.68mm) on center.



Amperes	CH Part No.
4	30402-4
6	30402-6
8	30402-8
10	30402-10
15	30402-15
20	30402-20

No. 30062

- "Length-wise" bracket.
- Wire leads are heavy gauge SAE type wire, color coded for easier identification.
- Easy to install - cut wire loop at desired point and splice into circuit.
- Sealed for environmental protection.
- Overall size (L x W x H): 2" x 7/8" x 1" (50.8mm x 19.84mm x 25.4mm).



Amperes	CH Part No.	Wire Gauge	Code
20	30062-20	14	Black
30	30062-30	12	Red
40	30062-40	12	Brown

BRACKET MOUNTING CIRCUIT BREAKERS

For use in special mounting brackets such as Cole Hersee's 30090 Series.

No. 30056

- Two #10-32 stud terminals, hex nuts and lock washers supplied.
- Dimples stamped in case provide secure anchorage for snap-in brackets.
- Overall size (L x W x H): 1 1/4" x 25/32" x 1 21/64" (31.8mm x 19.81mm x 33.8mm).



Amperes	CH Part No.
6	30056-6
8	30056-8
10	30056-10
15	30056-15
20	30056-20
25	30056-25
30	30056-30
40	30056-40
50	30056-50