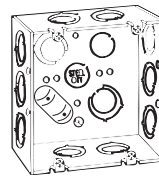


4 1/16" Square Boxes

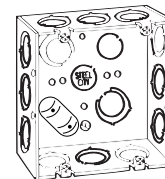
CAT. NO.	DEPTH (IN.)	CU. IN. CAPACITY	EA. SIDE CONDUIT	EA. END CONDUIT	BOTTOM CONDUIT	STD. CTN.
With Conduit KOs						
72151-1/2 & 3/4-E*	1 1/2	29.5	3-1/2", 3/4-33/64"	2-1/2", 3/4-33/64"	2-1/2", 3/4"-E, 4-1/2"	20
72171-1/2 & 3/4-E*	2 1/2	42.0	3-1/2" & 3/4"-E	3-1/2" & 3/4"-E	2-1/2", 3/4"-E, 3-1/2"	20
72171 1	2 1/2	42.0	*2-1"	2-1"	3-1/2", 2-3/4"	20
72171 3/4 1*	2 1/2	42.0	1-3/4", 1-1"	1-3/4", 1-1"	3-1/2", 3-3/4", 2-1"	20
72171 1 1/4*	2 1/2	42.0	2-1/4"	1-1/4"	3-1/2", 2-3/4"	20
72171CV 1/2 3/4*	2 1/2	42.0	2-1/2", 1-3/4"	2-1/2", 1-3/4"	3-1/2", 2-3/4"	25
72151 MS 1/2 3/4*	2 1/2	42.0	3-1/2", 3/4-33/64"	3-1/2", 3/4-33/64"	2-1/2", 3/4-33/64", 3-1/2"	20
72151 MS 1/2 3/4	2 1/2	42.0	3-1/2", 3/4-33/64"	2-1/2", 3/4-33/64"	2-1/2", 2-3/4-33/64", 4-1/2"	25
72171 MS 1/2 3/4*	2 1/2	42.0	3-1/2", 3/4-33/64"	3-1/2", 3/4-33/64"	2-1/2", 3/4-33/64", 3-1/2"	25
72151MSX	2 1/2	42.0	3-1/2", 3/4-33/64"	2-1/2", 3/4-33/64"	2-1/2", 2-3/4-33/64", 4-1/2"	25
72151MSXP	2 1/2	42.0	3-1/2", 3/4-33/64"	2-1/2", 3/4-33/64"	2-1/2", 2-3/4-33/64", 4-1/2"	25
72151MSP	2 1/2	42.0	3-1/2", 3/4-33/64"	3-1/2", 3/4-33/64"	3-1/2", 2-1/2", 3/4-33/64"	25
72171MSX	2 1/2	42.0	3-1/2", 3/4-33/64"	3-1/2", 3/4-33/64"	3-1/2", 2-1/2", 3/4-33/64"	25
72171MSXP	2 1/2	42.0	3-1/2", 3/4-33/64"	3-1/2", 3/4-33/64"	3-1/2", 2-1/2", 3/4-33/64"	25



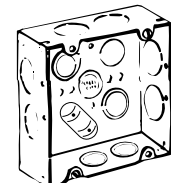
72171 MS 1/2 & 3/4
MS bracket for 1 1/2", 2 1/2", 3 1/2", 4" metal studs



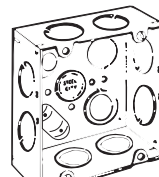
72151-1/2 & 3/4-E



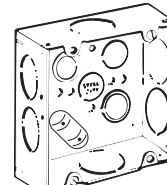
72171-1/2 & 3/4-E



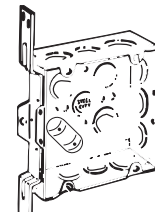
72171 1



72171 3/4 1



72171 1 1/4

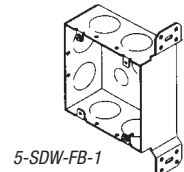


72171CV 1/2 & 3/4

* Per UL 514-A, suitable for use without a bonding jumper in circuits above or below 250 volts.

4 1/16" Square Boxes

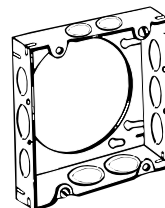
CAT. NO.	DEPTH (IN.)	CU. IN. CAPACITY	DESCRIPTION	CONSTRUCTION TYPE	STD. CTN.
5-SDW-FB-1	2 1/2	42.0	Two 1" KOs in each of three sides, flat bracket on other side and three 1/2" KOs in a line in bottom with two 3/4" KOs at opposite ends in bottom. Four tapped ears*	Welded	25



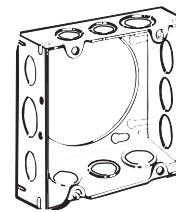
5-SDW-FB-1

4 1/16" Square Box Extension Rings

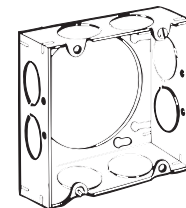
CAT. NO.	DEPTH (IN.)	CU. IN. CAPACITY	KNOCKOUT (IN.)		STD. CTN.
			EA. SIDE CONDUIT	EA. END CONDUIT	
With Conduit KOs					
73151 1/2 3/4*	1 1/2	29.5	2-1/2", 1 1/4"	2-1/2", 1 1/4"	20
73171 1/2 3/4*	2 1/2	42.0	2-1/2", 1 1/4"	2-1/2", 1 1/4"	20
73171 1	2 1/2	42.0	2-1"	2-1"	20



73151 1/2 & 3/4



73171 1/2 & 3/4



73171 1

4 1/16" Square Covers

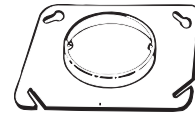
CAT. NO.	CU. IN. CAPACITY	RAISED (IN.)	DESCRIPTION	STD. CTN.
72 C 1	—	—	Flat blank	50
72 C 6	—	—	Flat with 1/2" KO	25
72 C 3	3.5	3/8	Center blanked with tapped ears on 2 3/8" centers	10
72-C-3-1/2	3.0	1/2		25
72-C-3-3/4	4.3	3/4		10
72-C-3-1	5.8	1		25



72 C 1



72 C 6



72 C 3