





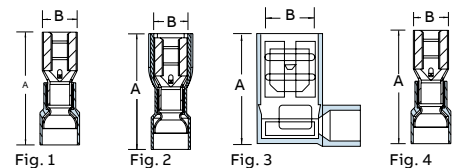
Disconnects and male tabs

Disconnects (continued)

250 Series – Female disconnects (continued)


	Cat. no.	Pkg. qty.	Wire range (AWG)	Max. ins. (in.)	Tab size (in.)	Fig.	Rec. tool	Dimensions (in.)	
								A	B
	RA18-250A	50	22-18	0.170	0.250 x 0.032	3	ERG4001	0.80	0.71
	RA2577F	500	22-18	0.170	0.250 x 0.032	3		0.80	0.72
	RB14-250A	50	16-14	0.190	0.250 x 0.032	3		0.80	0.88
	RB2577F	500	16-14	0.190	0.250 x 0.032	3		0.80	0.88
	RC10-250A	50	12-10	0.245	0.250 x 0.032	3		0.80	0.88
	RC2577F	500	12-10	0.245	0.250 x 0.032	3		0.80	0.88
Non-insulated 	A18-250	100	22-18	-	0.250 x 0.032	1	ERG4002	0.73	0.31
	A250	1,000	22-18	-	0.250 x 0.032	1		0.73	0.31
	B14-250	100	16-14	-	0.250 x 0.032	1		0.73	0.31
	B250	1,000	16-14	-	0.250 x 0.032	1		0.73	0.31
	C10-250F	50	12-10	-	0.250 x 0.032	1		0.73	0.31
	C250	500	12-10	-	0.250 x 0.032	1		0.73	0.31
Non-insulated/insulation grip 	B14-250F	100	16-14	-	0.250 x 0.032	4	WT110M	0.87	0.31
	B250G	1,000	16-14	-	0.250 x 0.032	4		0.87	0.31
Non-insulated 90° flag 	A18-250A	50	22-18	-	0.250 x 0.032	3	ERG4002	0.58	0.61
	A252G	500	22-18	-	0.250 x 0.032	3		0.58	0.61
	B14-250A	50	16-14	-	0.250 x 0.032	3	ERG4002 ERG4005	0.58	0.62
	B252G	500	16-14	-	0.250 x 0.032	3		0.58	0.62
	C10-250A	50	12-10	-	0.250 x 0.032	3	ERG4005	0.64	0.63
	C252G	500	12-10	-	0.250 x 0.032	3		0.64	0.63

Diagrams



250 Series – Nylon piggy back disconnects



	Cat. no.	Pkg. qty.	Wire range (AWG)	Max. ins. (in.)	Tab size (in.)	Rec. tool	Dimensions (in.)		
							A	B	C
	RA18-250FP	100	22-18	0.136	0.250 x 0.032	WT112M ERG4001	0.87	0.30	0.43
	RA250P	1,000	22-18	0.136	0.250 x 0.032		0.87	0.30	0.43
	RB14-250FP	100	16-14	0.163	0.250 x 0.032	ERG4001	0.87	0.30	0.43
	RB250P	1,000	16-14	0.163	0.250 x 0.032		0.87	0.30	0.43

Diagrams

