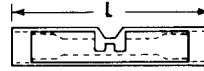
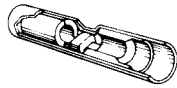


26/10 Window Butt Connectors

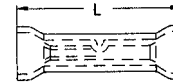
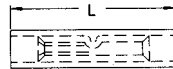
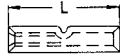
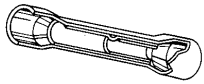


Material: COPPER					Insulated (Nylon)						
Wire Range	CMA Range	Inside Barrel Dia.		FIIG	Insul. Color	Insul. Dia.	L	L	L	Hand Tool	
		in	mm			in	mm	in	mm		
26-24	202-320	.027	0.69	B1868BN ▲	Yellow	.070	1.78	.86	21.84	H8A	
24-20	320-1290	.043	1.09	B1841BN ▲	Clear	.100	2.54	.98	24.89	H8A	
22-18	509-2050	.061	1.55	B1870BN ▲	Red	.128	3.25	1.16	29.46	H7B & H53	
16-14	2050-5180	.083	2.11	B1871BN ▲	Blue	.152	3.86	1.16	29.46	H7B & H53	
12-10	5180-13,100	.129	3.28	B1872BN	Yellow	.208	5.28	1.57	39.88	H6E & H53	

Parts in this chart are available on tape.

▲ Not Brazed


Step Down Butt Connectors





Material: COPPER				Non-Insulated			Insulated (Nylon)				Insulated (Vinyl)						
Wire Range	CMA Range	NIT Brazed	L	L	Hand Tool	Insul. Color	FIT	Insul. Dia.	FIT Flared	Insul. Dia.	L	L	Hand Tool				
			in	mm				in	mm	in	mm	in	mm				
22-16	14-12	509-3260	3260-8230	B4040B	.69	17.53	H4A	Green	B4044BN	.164	4.17	B4044BF	.210	5.33	1.18	29.27	H7B & H53
16-14	12-10	2050-5180	5180-13,100	B4041B	.74	18.80	H4A	Yellow	B4045BN	.211	5.36	B4045BF	.265	6.73	1.30	33.02	H6E & H53

Parts in this chart are available on tape. When ordering tape mounted Step Down Butt Connectors, indicate which end (wire size) is to be exposed for crimping.

26/10 Parallels



Material: COPPER

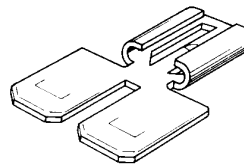
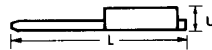
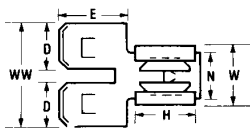


Non-Insulated				Insulated (Nylon)				Insulated (Vinyl)											
Wire Range	NIT	NIT Brazed	ID	ID	OD	OD	L	L	Hand Tool	FIT	FIT Brazed	Insul. Dia.	FIT Flared	FIT Flared Brazed	L	L	Insul. Color	Hand Tool	
			in	mm	in	mm	in	mm				in	mm		in	mm			
26-24	P4019		.033	.084	.078	1.98	.21	5.33											
22-16	P4130	P4130B	.064	1.63	.136	3.45	.33	8.38	H4A	P4131N	P4131BN	.125	3.18	P4132	P4132B	.76	19.30	Red	H7B & H53
16-14	P4137	P4137B	.085	2.16	.158	4.01	.33	8.38	H4A	P4133N	P4133BN	.150	3.81	P4134		.76	19.30	Blue	H7B & H53
12-10	P4138	P4138B	.131	3.33	.221	5.61	.33	8.38	H4A	P4135N	P4135BN	.210	5.33	P4136		.83	21.08	Yellow	H6E & H53

* P4019 Not UL or CSA listed

Parts in this chart are available on tape.

Double Male Tab Single Female Slip-On



Material: Brass Thickness: .32" / .813 mm

Dimensions

NIT	L	L	WW	WW	D	D	E	E	H	H	W	W	U	U	N	N
	in	mm	in	mm	in	mm	in	mm	in	mm	in	mm	in	mm	in	mm
41B †	.78	19.81	.572	14.53	.253	6.43	.315	8.00	.318	8.08	.324	8.23	.105	2.67	.250	6.35

† 41B is unplated; for electro-tin plated part, specify 43B.

