



Disconnects and male tabs

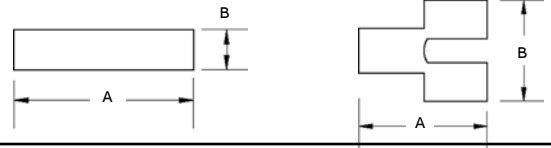
250 Series – Adapters and coupler & 110 Series – Disconnects

250 Series – Adapters and coupler†

Insulated coupler requires no tool!

	Cat. no.	Pkg. qty.	Tab size (in.)	Dimensions (in.)	
				A	B
Non-insulated 	F250TA	50	0.250 x 0.032	0.82	0.56
	FTA250	1,000	0.250 x 0.032		
Insulated coupler 	RB14-250	50	0.250 x 0.032	2.35	0.51
	RBB250	500	0.250 x 0.032		

Diagrams



† Not UL* listed



Cat. no. F250TA – Material: brass; Finish: tin plated

Cat. no. RB14-250 – Material: brass; Finish: none; Insulation: vinyl

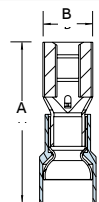
Disconnects

Available in variety of wire ranges!

110 Series – Disconnects*

	Cat. no.	Pkg. qty.	Wire range (AWG)	Max. ins. (in.)	Tab size (in.)	Rec. tool	Dimensions (in.)	
							A	B
Nylon-insulated 	RA18-110F	100	22-18	0.110	0.110 x 0.032	ERG4006	0.75	0.15
	RA10-SK	1,000	22-18	0.110	0.110 x 0.032			
	RA18-111F	100	22-18	0.110	0.110 x 0.020			
	RA11	1,000	22-18	0.110	0.110 x 0.020			
	RB14-110F	100	16-14	0.135	0.110 x 0.032		0.75	0.15
	RB10-SK	1,000	16-14	0.135	0.110 x 0.032			
	RB14-111F	100	16-14	0.135	0.110 x 0.020			
	RB11-TB	1,000	16-14	0.135	0.110 x 0.020			
Non-insulated 	A18-110F	100	22-18	-	0.110 x 0.032	WT111M WT112M WT2000	0.59	0.15
	A10-TB	1,000	22-18	-	0.110 x 0.032			
	A18-111F	100	22-18	-	0.110 x 0.020			
	A11	1,000	22-18	-	0.110 x 0.020			
	B14-110F	100	16-14	-	0.110 x 0.032			
	B10-TB	1,000	16-14	-	0.110 x 0.032			
	B14-111F	100	16-14	-	0.110 x 0.020			
	B11-TB	1,000	16-14	-	0.110 x 0.020			

Diagram



* Not UL listed or CSA approved.