

Plastic Contactor

“Plastic DC Contactors are ideal for high volume, cost-sensitive applications.”



A durable, high temperature resistant plastic housing makes these Plastic DC Contactors suitable for a variety of environmental conditions.

This versatile family can be used for both small engine starting applications and driving electric motors, including lawn tractors, golf carts and floor sweepers.

The HP's industry-leading 600 amp inrush capability and 5.2 volt pull-in voltage provide an extra margin of weld protection under the worst conditions. Robust 200 amp carry and interrupt capabilities ensure long life.



The high temperature coil assembly and brass carrier for the moving contacts stand up under punishing cranking duty.

Strong, high temperature-resistant housings surround these DC Contactors, resulting in high efficiency DC Contactors. Produced in a variety of voltages and configurations, these Plastic DC Contactors are ideal for ATVs, utility vehicles, snowmobiles, golf cars, and lawn and garden equipment for a sure start and a strong finish.

TROMBETTA 
DC Power Solutions for a Harsh World

Plastic DC Contactor Specifications

Coil Terminals	1 or 2: 10-32 Stud (s) or ?" Spades
Contact Studs	5/16-24 Studs or 1/4-20 Studs
Mounting Bracket	Straight or L
Standard Operating Temperature Range	-40° C to 60° C

Sealed or unsealed configuration are available. The sealed configuration come only with 8/32 Coil Terminals Studs and 1/4-20 High Current Studs.

Coils

Contact

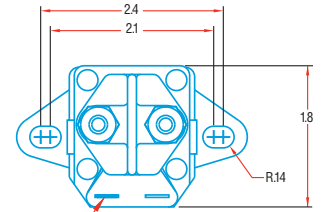
Model	Max Sustained Duty Cycle ¹	Max On Time	Pull In Voltage ²	Hold Voltage ²	Coil Resist Ohms	Resistive Load Carry/Interrupt Capability (Amps) ³	Inductive Load Carry/Interrupt Capability (Amps) ³	Peak Inductive Inrush Capability (Amps) ⁴	Electrical Cycle Life	Contact Material
12V Intermit. Standard	15%	20 Seconds	8.5	4.0	3.5	200/200	200/200	300	10,000	Copper
12V Intermit. EP	15%	20 Seconds	8.5	4.0	3.5	200/200	200/200	500	10,000	Copper
12V Intermit. HP	15%	30 Seconds	5.4	3.0	2.5	200/200	200/200	600	12,000	Copper
12V Cont. HP	100%	Cont.	8.5	3.0	18.6	100/100	100/100	400	50,000	Silver Alloy
14V Cont. HP	100%	Cont.	9.0	3.5	25.0	100/100	100/100	400	50,000	Silver Alloy
24V Cont. HP	100%	Cont.	16.0	5.0	76.0	100/100	100/100	400	50,000	Silver Alloy
36V Cont. HP	100%	Cont.	26.0	9.0	173.0	100/100	100/100	400	50,000	Silver Alloy

¹Nominal coil voltage applied starting from 25° C DC Contactor temperature. Duty Cycle=On Time/(On Time + Off Time). ²Voltages listed are minimum required at 25° C coil temperature. Minimum voltage requirements will increase with coil temperature. ³Amps at Max Duty Cycle. ⁴Risetime ≥ 3 milliseconds to 80% of peak inrush with linear decay to run (carry) current in ≤ 1 seconds.

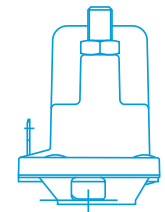
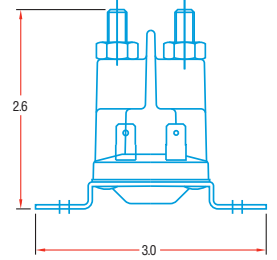
Enter Complete Part Number Below –

Ordering Information • Some configurations are not available. Contact your Trombetta sales rep before ordering.

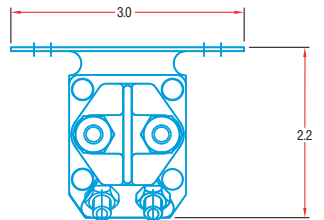
Family	Coil Connection Configuration	High Current Stud	Coil Voltage	Bracket Type	Bracket Location	Duty Cycle	Contact Material	Sealing
X	X	X	X X	X	X	X	X	X
7- High Performance	1- Grounded (1) 1/4" Spade	2- 1/4 -20 Stud	12- 12 Volt 14- 14 Volt	1- L Bracket	1- Standard Location	0- 100% Continuous	1- Copper	0- No Additional Sealing
8- Plastic	2- Grounded (1) 8-32 Stud	4- 5/16-24 Stud	24- 24 Volt 36- 36 Volt	2- Standard Base Bracket		2- 15% Sustained	2- Silver Alloy Contacts	1- Resistant to dust, liquid
	3- Grounded (1) 10-32 Stud Standard			4- Oval Hole (1) Bracket w/ Mounting Tab				2- Sealed Design
	5- Grounded (1) 10-32 Stud +Spade			5- Universal Bracket				
	6- Non-Grounded(2) 1/4" Spades							
	7- Non-Grounded(2) 8-32 Studs							
	8- Non-Grounded(2) 10-32 Studs							
	9- Non-Grounded(2) 10-32 Studs+Spade							



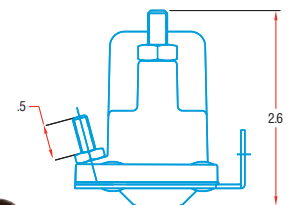
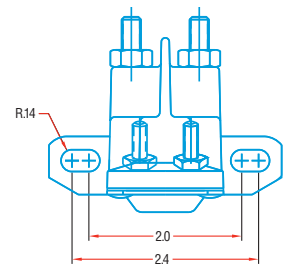
2 TAB OPTION




Straight Bracket with spade coil terminals. Other combinations available.



2 TERMINAL OPTION



L Bracket with stud coil terminals. Other combinations available.



Rev 10/15

TROMBETTA
DC Power Solutions for a Harsh World

LAKE-VIEW ELECTRONICS CORPORATION
1054 PIONEER ROAD GRAFTON, WI 53024
PH: 800-686-8439 FX: 262-375-0109 sales@lvelectronics.com

www.lvelectronics.com