


Part No.

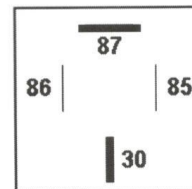
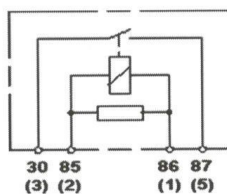
007793031 - Single - Min Order Qty: 1
007793037 - Bulk - Min Order Qty: 360



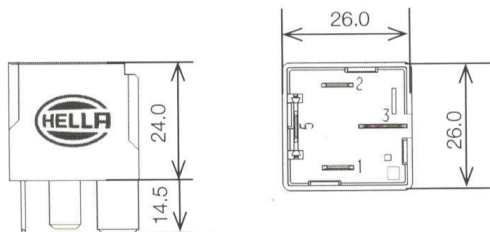
Mini ISO Power Relay

- 12 Volt
- SPST / Form A
- Resistor Coil Suppression
- 50 Amp Continuous
- Dust Cover

Diagram



Dimension Drawing



Accessories

- H84703001** RELAY SOCKET 50A 4 TERM, Qty: 1
- H84703007** RELAY SOCKET 50A 4 TERM, Qty: 50
- U84703007** RELAY SOCKET 50A 4 TERM, Qty: 2,100
- H84991151** TERMINAL 9.5MM x 1.2MM W/ CATCH 4.0-6.0mm2, Qty: 50
- 172615007** TERMINAL 9.5MM x 1.2MM W/ CATCH 4.0-6.0mm2, Qty: 2,000 /Spool
- H84991141** TERMINAL 9.5MM x 1.2MM W/ CATCH 6.0-10.0mm2, Qty: 50
- 172616007** TERMINAL 9.5MM x 1.2MM W/ CATCH 6.0-10.0mm2, Qty: 1,800 /Spool
- 701235033** TERMINAL 6.3MM x 0.8MM W/ CATCH, Qty: 100
- 701235034** TERMINAL 6.3MM x 0.8MM W/ CATCH, Qty: 1,500

Technical Data

*All measurements are in Millimeters.

Nominal Voltage	12V	Operating / Releasing Time	≤ 10 ms / ≤ 10 ms
Rated Continuous Load	N/O 50A at 85°C	Dielectric Strength	≥ 1,000 VDC
Ambient Temperature	-40°C...+125°C	Max. Inrush Load	200A lamp / 150A motor
Contact Form	1 Form A / SPST N/O	Resistive Load / Switching Cycles	50 A, 100,000 cycles
Contact Material	AgSnO2	Inductive load / Switching Cycles	150A inrush / 50A steady, 150,000 cycles
Operating / Drop out Voltage	≤ 8.0V / ≥ 1.3V	Lamp Load (capacitive) / Switching Cycles	200A inrush / 40A steady, 150,000 cycles
Max.Coil Voltage	18V	Vibration	20 – 200 Hz, 50 m/s ² , 6 h per axis
Coil Resistance	100 Ohm ± 10% (excluding suppressive component)	Mechanical Shock	500 m/s ² , 11 ms, period: 1 min, 1,000 times
Suppression	Resistor, 680 Ohm	IP Rating	IP54 DIN IEC 60 529
Mechanical Cycles	10,000,000	Terminals	85, 86: ISO 8092 6.3 x 0.8, CuZn, gal Sn 30, 87: ISO 8092 9.5 x 1.2, E-Cu, gal Sn

Notes

Cross Reference

Bosch

- 0 986 332 001
- 0 986 332 002
- 0 986 332 023
- 0 986 332 050

Tyco

VF7-11F11-S01

