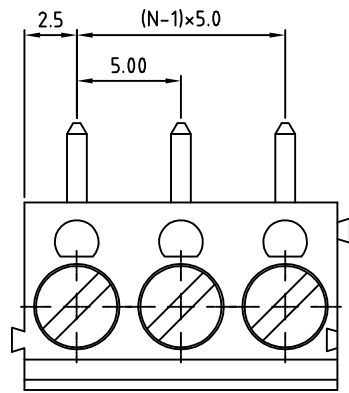
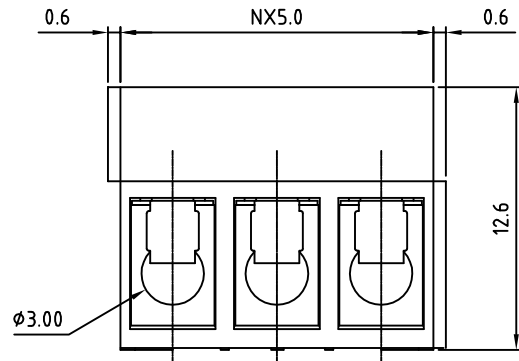


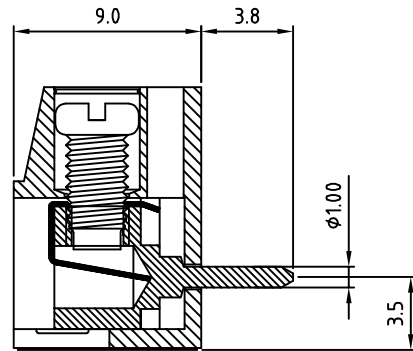
SIGN	DATE	DESCRIPTION	APPROVER
		THIS IS CAD DRAWING, DO NOT REVISE MANUALLY!!!	



N=Number of poles



P.C.B. LAYOUT



**Material**

- Terminal body (metal housing): Brass(CuZn)
- Terminal screw: Steel Zinc plating "-" slot type
- Wire guard: Stainless steel
- Surface of solder tail: Tin plated
- Insulator (housing): Thermoplastic (UL94V-0)

**Electrical UL/CSA**

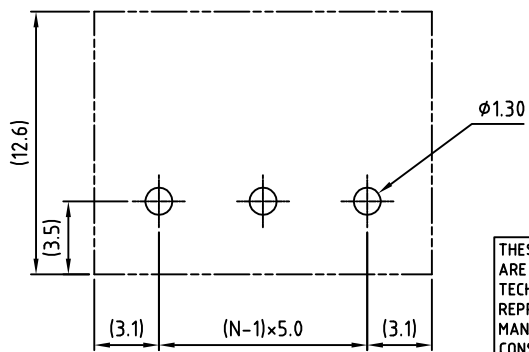
- Voltage rating: 250VAC/250VAC
- Current rating: 16A/16A
- Wire range: Solid wire(AWG): 14/14-22  
Stranded wire(AWG): 14-22
- Torque: 2.6Lb-In/4Kgf.cm
- Screw: M3
- Wire strip length: 6-7mm
- Withstanding Voltage: 1.5KV/1.5KV
- Operating temperature: -30°C to +105°C
- Soldering temperature: 250°C±10°C/5 Sec
- Safety Approval:

RoHS Compliant

PART NUMBER:

**OSTTBXX0161**

- |              |                    |
|--------------|--------------------|
| No. of Poles | COLOR              |
| 02 2 Poles   | 0: Black           |
| 03 3 Poles   | 5: Green           |
| ...          | 6: Blue (Standard) |
| 24 24 Poles  | 8: Grey            |



THESE DRAWINGS AND SPECIFICATIONS ARE THE PROPERTY OF ON-SHORE TECHNOLOGY, INC. AND SHALL NOT BE REPRODUCED, COPIED OR USED IN ANY MANNER WITHOUT THE PRIOR WRITTEN CONSENT OF ON-SHORE TECHNOLOGY, INC.



TITLE		OSTTB 5.0 series 2-Interlock	
PART NO.	OSTTBXX0161	DWG NO.	OSTTBXX0161.DWG
APPROVED	CHECKED	DESIGNED	DRAWN
Shi Jun 2006.10.19	Marvin 2006.10.19	Marvin 2006.10.19	Marvin 2006.10.19
SHEET: 01/01		Tolerance	
UNIT: mm		X.	±0.50
SCALE: NONE		X.X	±0.30
REV: D		X.XX	±0.10
		X°	±1°