SIGN	DATE	DESCRIPTION	APPROVER

THIS IS CAD DRAWING, DO NOT REVISE MANUALLY!!!

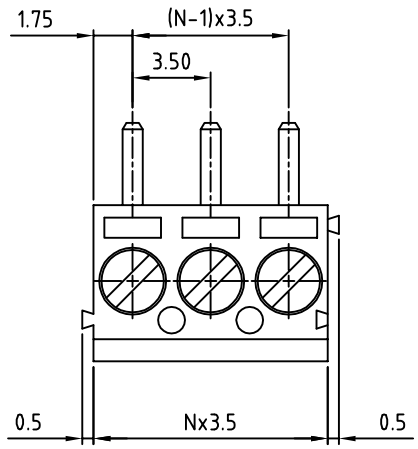

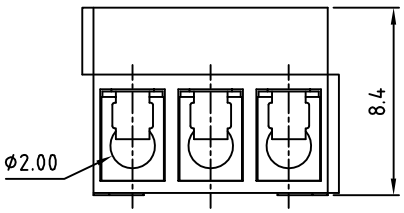

N=Number of contacts

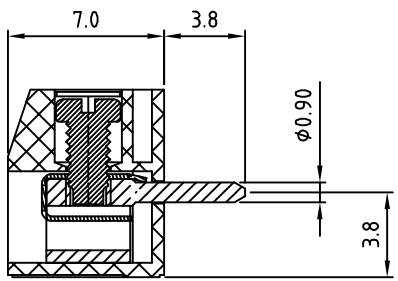

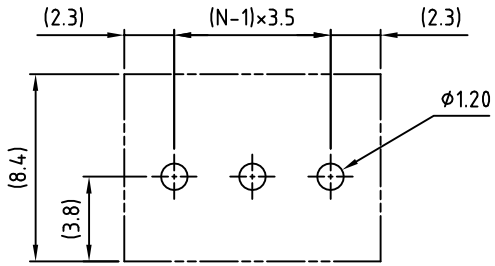

P.C.B. LAYOUT

Material

- Terminal body(metal housing): Brass(CuZn),Tin plated
- Terminal screw: Steel Zinc plating "-" slot type
- Wire guard :stainless steel
- Insulator (housing): Thermoplastic (UL94V-0)

Electrical UL / CSA

- Voltage rating: 125V/125V
- Current rating: 10A/10A
- Wire range:
  Solid wire(AWG): 16-26 / 16-26
  Stranded wire(AWG): 16-26 / 16-26
- Torque: 1.7Lb-In/4kgf.com
- Screw: M2
- Wire strip length: 5-6mm
- Withstanding Voltage: 1.25KV/1.25KV
- Operating temperature: -30°C to +105°C
- Soldering temperature: 250°C±10°C/5 Sec
- Safety Approval:

RoHS Compliant

PART NUMBER:

OSTTFXX0161

No. of Poles
02: 2 Poles
03: 3 Poles
...
24: 24 Poles

COLOR
0: Black
5: Green
6: Blue (Standard)
8: Grey

ON-SHORE TECHNOLOGY, INC.

TITLE	OSTTF 3.5 series				
PART NO.	OSTTFXX0161			DWG NO.	OSTTFXX0161.DWG
APPROVED	CHECKED	DESIGNED	DRAWN	CUST NO.	
	Marvin 2007.02.02	Marvin 2007.02.02	Marvin 2007.02.02	UNIT: mm SCALE: NONE SHEET: 01/01	REV.: B

Tolerance	
X.	±0.50
X.X	±0.30
X.XX	±0.10
X°	±1°

THESE DRAWINGS AND SPECIFICATIONS ARE THE PROPERTY OF ON-SHORE TECHNOLOGY, INC. AND SHALL NOT BE REPRODUCED, COPIED OR USED IN ANY MANNER WITHOUT THE PRIOR WRITTEN CONSENT OF ON-SHORE TECHNOLOGY, INC.

Lake-View Electronics Corp. 1054 Pioneer Rd. Grafton, WI Ph: 262-377-8250 Fax: 262-375-0109

www.lvelectronics.com Email: sales@lvelectronics.com