


30 Amp Power PCB Relay

PTRH



CAL US E86876

Load Type	Voltage	1 Form A (SPST-NO)	1 Form B (SPDT-NC)	1 Form C (SPDT)	
				NO	NC
General Purpose	277 VAC*	30 A	20 A	30 A	20 A
	250 VAC	30 A	20 A	30 A	20 A
	30 VDC	30 A	20 A	30 A	20 A
Resistive (100,000 Cycles)	250 VAC	30 A	20 A	30 A	20 A
Motor (30,000 Cycles)	250 VAC	2 HP	---	2 HP	---
	120 VAC	1 HP	1.5 HP	1 HP	1.5 HP
LRA/FLA	240 VAC	/12 A	---	/12	30 A/10 A
	120 VAC	/16 A	---	/16	30 A/10 A

* UL Approved

CHARACTERISTIC

Operate Time	Less than 15 ms
Release Time	Less than 10 ms
Insulation Resistance	1,000 MΩ min, at 500 VDC, 50% RH
Dielectric Strength	50 Hz 2,500 V 1 Min Between Coil and Contacts 4,000 V without Pin 6 50 Hz 1,500 V 1 min. Between Contacts
Shock Resistance	200 m/s, 11 ms
Vibration Resistance	10 - 55 Hz Double Amplitude
Power Consumption	0.9 W Standard, 0.6 W & 1.1 W Optional

ORDERING INFORMATION

Example: PTRH -1C -12 S T -1 X

Model: **PTRH**

Contact Form: **1A, 1B, 1C**

Coil Voltage: **3, 5, 6, 9, 12, 15, 24, 28, 48, 110**

Enclosure: **Nil**: Open Frame; **S**: Sealed; **C**: Dust Cover

Insulation Material: **Nil**: Class B; **F**: Class F

Contact Material: **Nil**: AgCdO; **T**: AgSnO₂In₂O₃; **G**: AgCdO+Au

Spacing: **Nil**: UL508; **-1**: UL 508 and UL 873 (Pin #6 Omitted)

RoHS Compliant: **-X**

Coil Sensitivity: **Nil**: 0.9 W**; **0.6**: 0.6 W; **1.1**: 1.1 W (**0.9 W is Industry Standard)

Box Quantity: 600; Inner Box 300

FEATURES

- Popular Power PCB Relay Footprint - T90
- 30 Amp 250 VAC General Purpose UL Rating
- 2 HP 250 VAC Rating
- UL Class F Insulation Available
- Meets UL 508 and UL 873 Spacing with Pin 6 Omitted
- Epoxy Sealed, Immersion Cleanable
- RoHS Compliant

CONTACT DATA

Material	AgCdO, AgSnO ₂ In ₂ O ₃ ; AgCdO+Au	
Initial Contact Resistance	50 mΩ Max. @ 1 A, 6 VDC	
Maximum Switching Voltage	110 VDC, 300 VAC	
Maximum Switching Current	30 A	
Maximum Switching Power	900 W, 7,500 VA	
Service Life	Mechanical	1 X 10 ⁷ Operations
	Electrical	5 X 10 ⁴ Operations

With Pin 6 Omitted (-1) Meets UL 508 and UL 873 Spacing - 3.18 mm Through Air, 6.36 mm Over Surface. With Pin 6 Meets UL508

CHARACTERISTIC Continue

Terminal Strength	10N
Solderability	235 °C for 3 secs
Operating Temperature Range	- 40°C to 100°C Class B
Operating Temperature Range	- 40°C to 125°C Class F
Relative Humidity	85% (at 40°C)
Weight	30 grams, 27 grams Open Frame
Material Compliant To	EU RoHS V2, EU REACH V3

COIL DATA

Coil Voltage		Coil Power (W)			Coil Power (W)		Must Release Voltage Min (VDC)
Rated	Max	Resistance (Ohms ± 10%)			Must Operate Voltage Max (VDC)		
		0.6 W	0.9 W	1.1 W	0.6 W & 0.9 W	1.1 W	
3	3.9	15	10	—	2.25	—	0.3
5	6.5	42	28	—	3.75	—	0.5
6	7.8	60	40	33	4.50	4.8	0.6
9	11.7	135	90	—	6.75	—	0.9
12	15.6	240	150	131	9.00	9.6	1.2
15	19.5	375	260	—	10.25	—	1.5
18	23.4	540	380	—	13.50	—	1.8
24	31.2	960	640	524	18.00	19.2	2.4
28	36.4	1307	871	713	21.0	22.4	2.8
48	62.4	3840	2560	2095	36.00	38.4	4.8
110	143	20167	13445	—	82.50	—	11.0

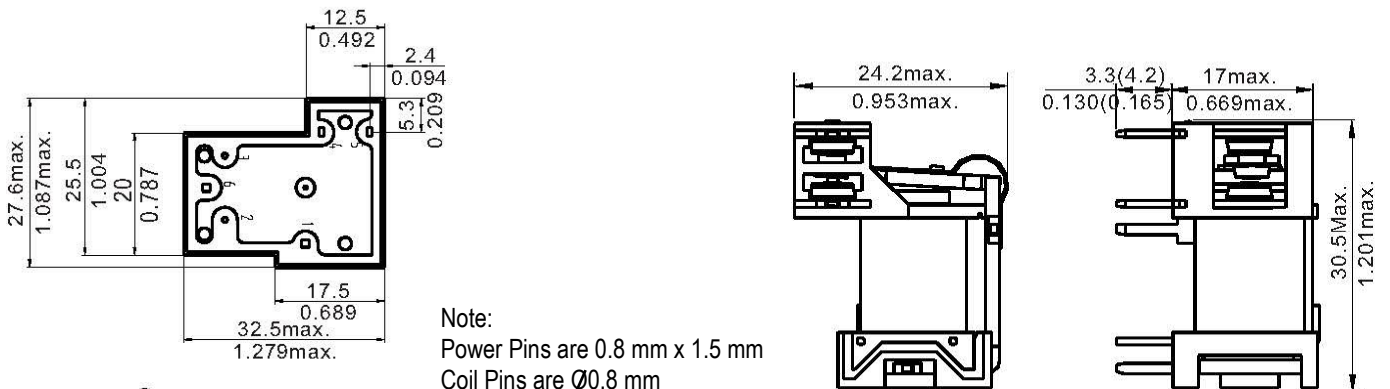
*0.9 W is Industry Standard

NOTES:

The use of any coil voltage less than the rated voltage will compromise the operation of the relays. Must Operate Voltage and Must Release Voltages are for test purposes only and are not to be used as design criteria.

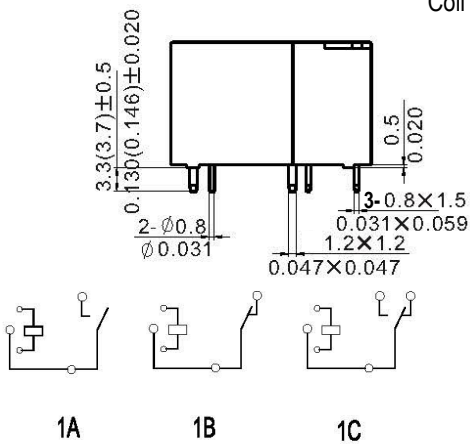
DIMENSIONS (mm/inches)

Knock off, on top corner, nib for ventilation after soldering and water wash.

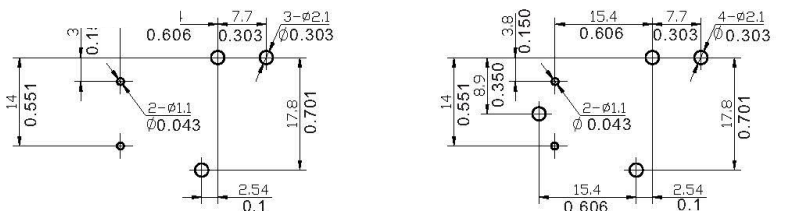


Note:
Power Pins are 0.8 mm x 1.5 mm
Coil Pins are ∅0.8 mm

Open type



Wiring diagram(Bottom view)





(-1) Mounting (Bottom view)

Available with Pin 6 UL508 or Without Pin 6 UL873 (-1)




T90 Style Relays



50 Amp

PTRE 50/35 Amp 1,500 W, 12,000 VA

- Larger Contacts than PTRD/PTRDE
- **Braided Copper Wire Added to Dissipate Heat from Contacts to the Coil Frame and PCB Pins**
- 50 Amp 240 VAC 10,000 Cycle UL Resistive Rating
- Class F Material -40° to 125° C Standard



40+ Amp

PTRDE 40/30 Amp 1,200 W, 10,000 VA

- **Braided Copper Wire Added to Dissipate Heat from Contacts to the Coil Frame and PCB Pins**
- 40 Amp 240 VAC 50,000 Cycle UL Resistive Rating
- Class F Material -40° to 125° C Standard

40 Amp

PTRD 40/30 Amp 1,200 W, 10,000 VA
PTRA AC Coil Options from 12 to 277 VAC

- Larger Contacts than PTRH
- 40 Amp 240VAC UL Resistive Rating
- 25 Amp 277 VAC 100K Cycles UL Resistive Rating
- Class F Material -40° to 125° C Standard



30 Amp

PTRH 30/20 Amp 900 W, 7,500 VA

- 30 Amp 277 VAC UL General Purpose Rating
- 30 Amp 250 VAC 100K Cycle UL Resistive Rating
- Class B -40° to 100° C Standard, Optional Class F

Packaging Options (i.e. PTRH-T)



Dust Cover or Sealed with Scratch off Nib



-T (T2 & T3) with PC Pins and Contact QC



-T (T4 & T5) w/QC Tabs & Mounting Ears



-OT (OT2 & OT3) with PC Pins and Contact QC



-OT (OT4 & OT5) w/QC Tabs & Mounting Ears

