

Disconnects and male tabs

Disconnects



- Internal barrel serrations and long barrel provide for maximum tensile strength
- Complete line of installing tools, engineered to match tool with terminal
- Funnel-entry insulators enable easier inserting of wire into barrel
- Color coded for easy installation

250 Series – Female disconnects




- Female disconnect terminals and matching male tabs accommodate a range of #22–#10 AWG, and are available in non-insulated, partially insulated and fully insulated styles, in both nylon and vinyl
- Unique construction of the female disconnect offers long-term dependability
- Brazed-seam serrated barrel provides maximum tensile strength

187 Series – Female disconnects

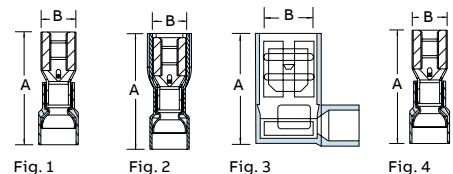
- Quick, reliable method of connection to terminal blocks and boards without the use of tools
- Female disconnect terminals and matching male tabs accommodate a range of #22–#10 AWG, and are available in non-insulated, partially insulated and fully insulated styles, in both nylon and vinyl
- Unique construction of the female disconnect offers long-term dependability

250 Series – Female disconnects



	Cat. no.	Pkg. qty.	Wire range (AWG)	Max. ins. (in.)	Tab size (in.)	Fig.	Rec. tool	Dimensions (in.)	
								A	B
Nylon self-insulated 	RA18-250F	100	22–18	0.136	0.250 x 0.032	1	ERG4001	0.91	0.29
	RA250	1,000	22–18	0.136	0.250 x 0.032	1		0.91	0.29
	RB14-250F	100	16–14	0.162	0.250 x 0.032	1		1.04	0.29
	RB250	1,000	16–14	0.162	0.250 x 0.032	1		0.96	0.29
	RC10-250F	50	12–10	0.215	0.250 x 0.032	1		0.96	0.29
	RC250	500	12–10	0.215	0.250 x 0.032	1		1.03	0.29
Vinyl self-insulated 	18RA-250F	100	22–18	0.150	0.250 x 0.032	1	ERG4001	0.96	0.29
	RA257	1,000	22–18	0.150	0.250 x 0.032	1		0.96	0.29
	RA257-170	1,000	22–18	0.170	0.250 x 0.032	1		1.01	0.38
	14RB-250F	100	16–14	0.170	0.250 x 0.032	1		1.01	0.38
	RB257	1,000	16–14	0.170	0.250 x 0.032	1		1.04	0.38
	RB257-200	1,000	16–14	0.200	0.250 x 0.032	1		1.01	0.38
	10RC-250F	50	12–10	0.250	0.250 x 0.032	1		1.04	0.38
Nylon fully insulated 	RC257	500	12–10	0.250	0.250 x 0.032	1	ERG4001	1.01	0.38
	18RA-2577	100	22–18	0.165	0.250 x 0.032	2		1.01	0.38
	RA2573	1,000	22–18	0.165	0.250 x 0.032	2		1.04	0.38
	14RB-2577	100	16–14	0.185	0.250 x 0.032	2		1.01	0.38
	RB2573	1,000	16–14	0.185	0.250 x 0.032	2		1.04	0.38
	10RC-2577	50	12–10	0.225	0.250 x 0.032	2		1.01	0.38
RC2573	500	12–10	0.225	0.250 x 0.032	2	1.04	0.38		

Diagrams



(Continued on next page)