





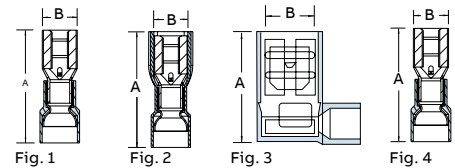
Disconnects and male tabs

Disconnects (continued)

250 Series – Female disconnects (continued)


| | Cat. no. | Pkg. qty. | Wire range (AWG) | Max. ins. (in.) | Tab size (in.) | Fig. | Rec. tool | Dimensions (in.) | |
|---|-----------|-----------|------------------|-----------------|----------------|------|-----------|------------------|------|
| | | | | | | | | A | B |
|  | RA18-250A | 50 | 22-18 | 0.170 | 0.250 x 0.032 | 3 | ERG4001 | 0.80 | 0.71 |
| | RA2577F | 500 | 22-18 | 0.170 | 0.250 x 0.032 | 3 | | | |
| | RB14-250A | 50 | 16-14 | 0.190 | 0.250 x 0.032 | 3 | | 0.80 | 0.72 |
| | RB2577F | 500 | 16-14 | 0.190 | 0.250 x 0.032 | 3 | | | |
| | RC10-250A | 50 | 12-10 | 0.245 | 0.250 x 0.032 | 3 | | 0.80 | 0.88 |
| | RC2577F | 500 | 12-10 | 0.245 | 0.250 x 0.032 | 3 | | | |
| Non-insulated  | A18-250 | 100 | 22-18 | - | 0.250 x 0.032 | 1 | ERG4002 | 0.73 | 0.31 |
| | A250 | 1,000 | 22-18 | - | 0.250 x 0.032 | 1 | | | |
| | B14-250 | 100 | 16-14 | - | 0.250 x 0.032 | 1 | | | |
| | B250 | 1,000 | 16-14 | - | 0.250 x 0.032 | 1 | | | |
| | C10-250F | 50 | 12-10 | - | 0.250 x 0.032 | 1 | | | |
| | C250 | 500 | 12-10 | - | 0.250 x 0.032 | 1 | | | |
| Non-insulated/insulation grip  | B14-250F | 100 | 16-14 | - | 0.250 x 0.032 | 4 | WT110M | 0.87 | 0.31 |
| | B250G | 1,000 | 16-14 | - | 0.250 x 0.032 | 4 | | | |
| Non-insulated 90° flag  | A18-250A | 50 | 22-18 | - | 0.250 x 0.032 | 3 | ERG4002 | 0.58 | 0.61 |
| | A252G | 500 | 22-18 | - | 0.250 x 0.032 | 3 | | | |
| | B14-250A | 50 | 16-14 | - | 0.250 x 0.032 | 3 | ERG4002 | 0.58 | 0.62 |
| | B252G | 500 | 16-14 | - | 0.250 x 0.032 | 3 | | | |
| | C10-250A | 50 | 12-10 | - | 0.250 x 0.032 | 3 | ERG4005 | 0.64 | 0.63 |
| | C252G | 500 | 12-10 | - | 0.250 x 0.032 | 3 | | | |

Diagrams



250 Series – Nylon piggy back disconnects



| | Cat. no. | Pkg. qty. | Wire range (AWG) | Max. ins. (in.) | Tab size (in.) | Rec. tool | Dimensions (in.) | | |
|---|------------|-----------|------------------|-----------------|----------------|-------------------|------------------|------|------|
| | | | | | | | A | B | C |
|  | RA18-250FP | 100 | 22-18 | 0.136 | 0.250 x 0.032 | WT112M ERG4001 | 0.87 | 0.30 | 0.43 |
| | RA250P | 1,000 | 22-18 | 0.136 | 0.250 x 0.032 | | | | |
| | RB14-250FP | 100 | 16-14 | 0.163 | 0.250 x 0.032 | 0.87 | 0.30 | 0.43 | |
| | RB250P | 1,000 | 16-14 | 0.163 | 0.250 x 0.032 | | | | |

Diagrams

